

WIENK 
CHAROLAIS



57th Annual Bull Sale
4.25.2026

At the Ranch, Lake Preston, SD

Welcome

We would like to personally invite you to join us at our 57th Annual Bull Sale on April 25th. Our family has dedicated our livelihood to being caretakers of Charolais cattle, a task that we do not take lightly. We are certain that the advantage of using a performance-oriented Charolais bull on a commercial cow base has never made more sense. The growth, conversion, and hybrid vigor of smokey and buckskin calves are well known. Ever increasing carcass weights and the demand to economically produce more pounds with less resources will continue to nudge more feedlots, packers, and meat retailers to use heterosis in their favor. The Charolais breed has chased lower birth weights and higher marbling. We are there, today you can use most any Charolais bull without problems and those feeder calves will finish and grade as well as anything. We are becoming more concerned about giving up performance, our opinion is that the breed's push to moderation deserves some critical thought. As a true breeder, we have sought out genetics that maintain performance, frame, bone, foot size, and structure. We have added sires that keep these traits at the forefront because that is what our commercial cattlemen have demanded for 68 years. Our program is designed with the commercial cattlemen in mind, and we believe a culmination of small things make us unique:

- We pride ourselves on customer service & integrity and have been proving it for 68 years.
- Jeff, Sterling, & Stetson feed, treat, calve, and work with our cowherd and bulls 365 days a year.
- We calve early to provide an older yearling bull. The majority of these bulls were born in January & February.
- We bring in over 225 bulls to put on test. These bulls complete unaided in large contemporary groups to earn every weight, measure, and ratio.
- A full data set is provided: birth, weaning weight, ADG, yearling weight, scrotal, and hip heights along with all relevant indicis.
- We can be very selective on the 100 bulls that make this sale. An example of that: Every bull in this sale has a YW Ratio of at least 93, only 17 bulls have a Ratio between 93-99, primarily calving-ease bulls. As a group, the average ratios for this set of bulls for WW, YW, and ADG are 105, 106, and 106, respectively.

DVAuction will be present on sale day for online viewing & bidding. We also have many customers send us their criteria and we'll pick them bulls for their program. As always, 100% satisfaction is our guarantee. We hope you will consider joining us for lunch and hospitality before the sale. It is a true blessing to do what we love every single day and we couldn't be more grateful for all the friends that we have met along the way. Thank You for your support and consideration of our family and our operation.

Sincerely,

**Jeff & All of Us
at Wienk Charolais**



Customer Satisfaction - Our Guarantee

**STERLING & COURTNEY
ESCHENBAUM**
RYKER - LANDRY - LARAMIE
(605) 203-0137

**STETSON & MAESA
ESCHENBAUM**
CUTTER
(605) 203-2040

**TY
ESCHENBAUM**
(605) 203-1082

**JEFF & JODY
ESCHENBAUM**
(605) 860-0505

eschenbaum@live.com



57th Annual Bull Sale 4.25.2026

Saturday | 1:00 PM CT
At the Ranch, Lake Preston, SD

OFFERING 100 YEARLING BULLS

SALE LOCATION: Wienk Charolais Ranch
44210 205th Street - Lake Preston, SD 57249
2.5N, 1E, & 1N of Lake Preston

SALE SCHEDULE:

9:00 AM - Bulls Penned & Ready for Viewing

11:30 AM - Join us for Lunch

1:00 PM - 57th Annual Sale

* Bulls available for viewing at all times, visitors always welcome.

AUCTIONEER:

Col. Cody Lowderman..... 309.313.2171

Sale Day Phones

Sterling Eschenbaum 605.203.0137

Stetson Eschenbaum.....605.203.2040

Ty Eschenbaum605.203.1082

Jeff Eschenbaum605.860.0505

REPRESENTATIVES:

Donnie Leddy, Cattle Business Weekly.....605.695.0113

Hadley Schotte, AICA Field Rep.....785.562.6632

Wes Chism, JWC Marketing281.761.5952

Jeff Kapperman, Tri-State Neighbor605.940.5104

Justin Dikoff, DVAuction605.290.0635

Col. Dustin Carter712.898.9972

LIVESTOCK MORTALITY INSURANCE:

Martin-Trudeau Insurance605.996.3106

VETERINARIAN: Dr. Erik Holum605.928.8387

Sweetgrass Veterinary Services

HERD NUTRITIONIST: Tyler Melroe.....605.695.3295

RETAINED SEMEN INTEREST:

Wienk Charolais will retain a ¼ revenue sharing semen interest on all the bulls and the right to use semen in our herd. Buyer will receive full possession & salvage value.

VIDEOS OF SALE BULLS:

Videos will be posted online through DV Auction or WienkCharolais.com the week prior to the sale.

LIVE BROADCAST OF SALE:

Real-time viewing and bidding of the sale provided free by DV Auction. Please apply for bidding at least 24 hours before the start of the sale. DVAuction.com 402.316.5460

BULL DELIVERY: Free delivery within 200 miles of the ranch. Delivery of the bulls will begin after the sale. You can take your bulls home sale day or we work with all buyers to facilitate delivery as efficiently and economically as possible.

AIR TRAVEL:

Sioux Falls Regional Airport is just 90 minutes from the ranch.

LODGING:

Arlington Motel, Arlington..... 605.983.4609

Cottage Inn Motel, De Smet..... 800.848.0215

De Smet Super Deluxe Motel, De Smet.....877.687.7523

Fairfield Inn, Brookings800.228.2800

BREEDERS GUARANTEE: Wienk Charolais guarantees that all the bulls sold in this sale are fertile to the best of our knowledge and will have satisfactory semen quality to breed cows by natural service during the breeding season. The breeding season is defined as 60 days after the bull is turned into the breeding pasture. If an animal fails to perform to your satisfaction, credit towards another animal will be given for future sales. All animals that don't perform and are returned must be in good condition and weight according to their age. Wienk Charolais will not guarantee an animal in question for a problem due to negligence, injury, mortality, improper management by the purchaser or acts of God.

HEALTH: All animals will have health certificates. Bulls are vaccinated for Vibrio, 5-way Lepto, I.B.R., PI3, B.V.D., Hemophilus, Mycoplasma, Pinkeye and Foot Rot.

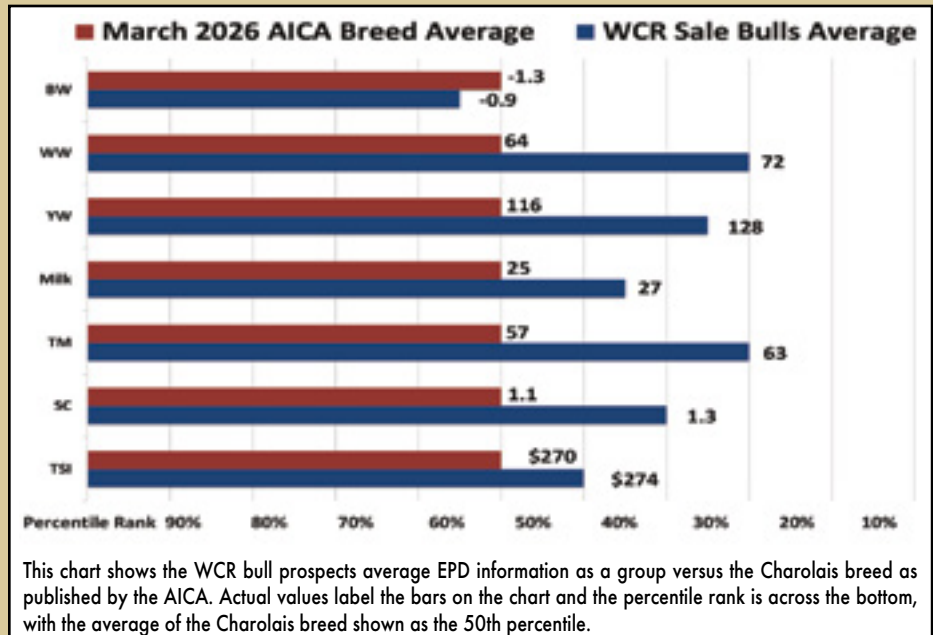
TERMS & CONDITIONS: The terms of the sale are cash. Checks accepted. Checks must be made payable to Wienk Charolais. Each animal will be at the purchaser's risk as soon as sold and settlement must be made at the completion of the sale. All cattle will be loaded out by the seller upon instructions from the buyer, but at the buyer's risk. Announcements from the auction block will take precedence over the printed matter in the catalog. All persons attending this sale do so at their own risk and the owner and agents assume no liability, legal or otherwise, for any accidents or loss of property which may occur.



WienkCharolais.com  

Relentless Pursuit of Excellence. Balanced Approach.

With a female base of over 450 cows and over 225 bulls on performance test after initial culling, we can truly select the top cut of 100 bulls to make the sale. The result is a set of bulls with top to bottom quality and uniformity that runs as deep as you will find anywhere.



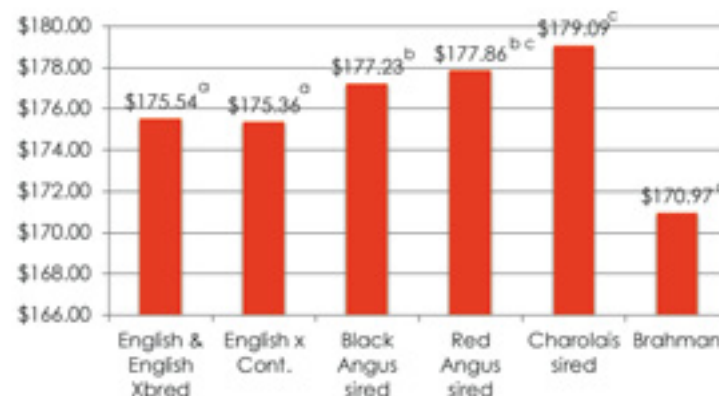
By selecting the top 100 bulls out of +225

- As a group, this set of bulls average:
 - 105 Index for Weaning Weight
 - 106 Index for Yearling Weight
 - 106 Index for Average Daily Gain
 - 702 Adj. Weaning Weight
 - 1210 Adj. Yearling Weight
 - 3.25 lbs/day ADG – fed as athletes, not fat cattle
- 23 bulls in the Top 10% of the breed for WW EPD, 47 in the Top 20%
- 24 bulls in the Top 10% of the breed for YW EPD, 43 in the Top 20%
- The average DOB of this set of bulls is 2/18/2025. They are going to be 14-15 months old on sale day, ready for your inspection and ready to go to work.

Over 3 million head of steer calves were analyzed from 2010-2016 and Charolais sired calves brought the largest average premium on a per pound basis!

(McCabe, 2018)

Effect of Breed Description on the Sale Price of Steer Calves*- Superior Livestock Sales Results - (2010-2016)



Welcome
CUTTER JOHN
SON OF STETSON & MAESA



Born

JANUARY 13, 2026

9 POUNDS • 21.5 INCHES







WCR SIR FIREWATER 3509 ET P

BD: 2/10/23 Reg. No: EM990613 Polled
 TR MR FIREWATER 8600U TR MR FIRE WATER 5792RET
 M759755 BCI MISS VERYLIMIT 6033P
 WC BIG BEN 9036 P
 WCR MS BIGBEN 2106 P
 F1153831 WCR MS DUKE 921 P

| | BW | WW | YW | MILK | TM | SC | TSI |
|-----|-----|----|-----|------|----|-----|-----|
| EPD | 0.8 | 80 | 142 | 39 | 78 | 1.6 | 273 |

- Sire we kept in 2024 for our own use, out of one of our favorite donor cows
- Actual WW: 938 Actual YW: 1260
- Homozygous Polled
- Excellent numbers, 5 traits in the Top 10% of the breed.



ELDER'S BLACKJACK 788B

BD: 1/9/14 Reg. No: M910934 Polled
 GERRARD PASTOR 35Z GERRARD PREACHER 31U
 PEMC347921 GERRARD ROXANNE 18P
 SVY AD INVINCIBLE P 748T
 SVY STARSTRUCK 8X
 PFC382684 SVY STARSTRUCK 559R

| | BW | WW | YW | MILK | TM | SC | TSI |
|-----|-----|----|-----|------|----|-----|-----|
| EPD | 2.8 | 72 | 122 | 19 | 55 | 1.9 | 278 |

- Homozygous Polled
- Elite Canadian sire that we have admired for a while and purchased in 2020.
- Dam is 2012 RBC Beef Supreme Champion Female
- BlackJack has a tremendous resume for producing high dollar sons, but Mike Elder believes his true speciality is his females. Proven performance and carcass sire.



DC/BHD JAIPUR J41 P

BD: 1/27/21 Reg. No: M968740 Polled
 DC/CRJ TANK E108 P BHD PERSEUS B65 P
 M905524 CRJ MS ZYLEN C1587
 CJC SIR B3252
 DC/BHD MS SIR G635
 F1281866 BHD MS MIKHAIL D575

| | BW | WW | YW | MILK | TM | SC | TSI |
|-----|------|----|-----|------|----|-----|-----|
| EPD | -1.4 | 60 | 120 | 32 | 63 | 1.2 | 287 |

- We are very pleased with this set of Jaipur sons.
- Top end ratios against a large contemporary group at DeBruyckers.



DC/CRJ TANK E108 P

BD: 2/8/17 Reg. No: M905524 Polled
 BHD PERSEUS B65 P BHD ZEUS X3041
 M857974 BHD MS ZEN Z27
 SM ZYLEN A849 S
 CRJ MS ZYLEN C1587
 F1208980 BHD MS TRADEMARK Z38

| | BW | WW | YW | MILK | TM | SC | TSI |
|-----|------|----|-----|------|----|-----|-----|
| EPD | -3.2 | 66 | 147 | 39 | 72 | 0.7 | 328 |

- Topped 2018 Debruycker Sale for \$30,000
- Top 1% TSI sire whose calves are born light with lots of vigor and explode when you put them on feed.



WCR BOLD MOVE 168 P

BD: 2/3/21 Reg. No: M959157 Polled
 WC PLATINUM 8558 P WC BENELLI 2134 P ET
 M930171 WC MAID 5651 P ET
 WCR REMIX 606 ETP
 WCR MS REMIX 9250 P
 F1278406 WCR MS PRIME CUT 640 P

| | BW | WW | YW | MILK | TM | SC | TSI |
|-----|------|----|-----|------|----|-----|-----|
| EPD | -4.5 | 78 | 131 | 22 | 61 | 0.6 | 274 |

- Sold on our 2022 Bull Sale for \$30,000 to Polzin Cattle
- A ¼ semen interest & full possession sold for \$44,000 on 2023 National Sale in Denver
- Elite numbered sire with eye appeal, strong topline, and athletic build
- Homozygous Polled



WC PLATINUM 8558 P

BD: 9/18/18 Reg. No: M930171 Polled
 WC BENELLI 2134 P ET DA PASSPORT 502 P ET
 EM819733 JWK CLARICE J139 ET
 LT BLUE VALUE 7903 ET
 WC MAID 5651 P ET
 EF1219384 LT MARY MAID 5363 PLD

| | BW | WW | YW | MILK | TM | SC | TSI |
|-----|-----|----|-----|------|----|-----|-----|
| EPD | 2.2 | 75 | 120 | 23 | 60 | 0.7 | 245 |

- ¾ brother to WC Milestone 5223 P
- Our pick of Wright's 2020 Bull Sale.
- His first class of sons included WCR Bold Move 168 P, who recently brought \$44,000 on the National Charolais Sale for ¼ interest & possession to a Canadian Syndicate of breeders



CEDARLEA HOWITZER 49H

BD: 1/22/20 Reg. No: M962146 Polled
 LHD CHOTEAU B1669 P
 LT AUTHORITY 7229 PLD
 M898189 LT KATY 4273 PLD
 CSS SIR GRIDMAKER 2W
 CEDARLEA WHITBY 86C
 PFC695284 CEDARLEA WHITBY 40W

| | BW | WW | YW | MILK | TM | SC | TSI |
|-----|------|----|-----|------|----|-----|-----|
| EPD | -1.9 | 74 | 134 | 18 | 55 | 2.4 | 255 |

- Our pick of the Cedarlea program in Canada.
- In Canada, this bull is the Top 4% of breed for WW and YW and in the Top 1% of the breed for Marbling.



LT DYNAMIC 1975 PLD

BD: 9/1/21 Reg. No: M969479 Polled
 LT JOURNEY 5208 PLD
 LT RANSOM 8644
 M914463 LT SHEILA 337 PLD
 LT SUNDANCE 2251 PLD
 M6 MS SUN JEWEL 655 P ET
 EF1229023 M6 MS NEW JEWEL 0155 PLD

| | BW | WW | YW | MILK | TM | SC | TSI |
|-----|------|----|-----|------|----|-----|-----|
| EPD | -0.8 | 76 | 145 | 25 | 63 | 2.5 | 297 |

- Dynamic was our pick of LT's 2023 sale where we saw him in person. Kenmore Charolais of Australia won the bid at \$75,000 but the first US progeny all bear the WCR prefix.
- Top ranking ratios & elite EPDs across the board.
- Homozygous Polled.



PLEASANT DAWN MENTOR 516J

BD: 1/19/21 Reg. No: M973759 Polled
 PLEASANTDAWN BARRACUDA413D
 PLEASANTDAWN CONNECTION 195G
 PMC7701817 PLEASANT DAWN CELINE 95C
 MAIN MAGICO LANZO 36D
 PLEASANTDAWN LADY 916F
 PFC747212 PLEASANTDAWN LADY916D

| | BW | WW | YW | MILK | TM | SC | TSI |
|-----|-----|----|-----|------|----|-----|-----|
| EPD | 0.7 | 59 | 104 | 32 | 61 | 1.5 | 279 |

- Outcross Canadian genetics
- Our pick from 2022 Pleasant Dawn sale.



SCHURRTOP HUSKER 9894 P

BD: 3/9/21 Reg. No: M965865 Polled
 SCHURRTOP CAPTAIN 7511 P
 SCHURRTOP UNITED 106Y
 M868553 SCHURRGENE SANDY 6214-278R P
 SCHURRTOP MIDWEST 2829 P
 SCHURRTOP M 2829 8667 P
 F1250352 TF MISS BROCKETTE

| | BW | WW | YW | MILK | TM | SC | TSI |
|-----|-----|----|-----|------|----|------|-----|
| EPD | 1.1 | 77 | 129 | 13 | 51 | -0.1 | 284 |

- Our pick of Schurr's 2022 Bull Sale
- Complete Schurr pedigree.



WCR REMIX 606 ETP

BD: 1/4/16 Reg. No: EM877219 Polled
 CMF 192 WRANGLER 256
 WR WRANGLER W601
 M779102 WR MISS PRINCESS T629
 TR MR FIRE WATER 5792RET
 WCR MS FIREWATER 022 P
 F1122991 WCR MS DESIGN 833 P

| | BW | WW | YW | MILK | TM | SC | TSI |
|-----|------|----|-----|------|----|-----|-----|
| EPD | -3.2 | 66 | 111 | 34 | 67 | 2.7 | 260 |

- 2016 South Dakota State Fair Champion
- Second in class at the American Royal
- Donor Dam is outstanding WCR Ms Firewater 022, one of the best we have raised.
- We are extremely pleased with the calving ease, performance, and look of these Remix sons



TR C&S POLO 344 P

BD: 3/21/23 Reg. No: M993088 Polled
 SHARODON DOUBLE VISION 1D
 TR MR WYLIES VISION 9729G ET
 EM928975 TR MS WYOMING WIND 5604R
 TR MR RHINESTONE 4570B
 C&S MS GIGI 982
 F1303999 CS MS FIRE CAMEO 825

| | BW | WW | YW | MILK | TM | SC | TSI |
|-----|-----|----|-----|------|----|-----|-----|
| EPD | 3.6 | 78 | 135 | 19 | 58 | 0.7 | 273 |

- Outcross Sire for us
- Purchased from Thomas Ranch
- Pictured is Sharodon Double Vision 1D, grandsire to Polo

HOWITZER 49H SONS



LOT 1

Howitzer sons continue to lead the way with their performance, added length, and overall style. 18 sons start off this sale and Treaty Oak will set the pace. He embodies everything we strive to produce: a calving ease, docile, high performance bull from a proven cow family that is free moving, long, correct, and carries all those pounds with eye appeal to spare. He will have lots of fans across North America on April 25th and we're excited to watch his impact unfold.



Cedarlea Howitzer 49H

Sire of Lots 1-18



1

WCR TREATY OAK 589 P

PA-F

BD: 1/26/25

Reg.: M1018525

Het Polled

SIRED BY: CEDARLEA HOWITZER 49H

DC/CRJ TANK E108 P

WCR MS TANK 3224 P

F1344113

WCR MS BIG BEN 794 P

| | BW | WW | YW | MILK | TM | SC | TSI |
|-------|------|----|-----|------|----|-----|--------|
| EPD | -2.2 | 74 | 139 | 30 | 67 | 1.7 | 276.80 |
| TOP % | 35 | 20 | 10 | 25 | 15 | 10 | 35 |

| | CW | REA | FAT | MARB |
|-----|----|------|-------|------|
| EPD | 34 | 0.77 | 0.017 | 0.08 |

| | | RATIO |
|---------|------|-------|
| Act. BW | 84 | |
| Adj. WW | 702 | 109 |
| Adj. YW | 1318 | 115 |
| ADG | 3.85 | 122 |



LOT 2

Lots 1-3 are 3/4 Brothers



WCR TURNPIKE 5183 P

PA-F

BD: 2/16/25 Reg.: M1018714 Homo Polled

SIRED BY: CEDARLEA HOWITZER 49H

DC/CRJ TANK E108 P

WCR MS TANK 110 P

F1314673

WCR MS COUNTY LINE 9166 P

| | BW | WW | YW | MILK | TM | SC | TSI |
|-------|------|----|-----|------|----|-----|--------|
| EPD | -0.7 | 80 | 143 | 26 | 66 | 1.7 | 274.19 |
| TOP % | 60 | 8 | 7 | 40 | 15 | 10 | 40 |

| | CW | REA | FAT | MARB |
|-----|----|------|-------|------|
| EPD | 33 | 0.76 | 0.030 | 0.15 |

| | | RATIO |
|---------|------|-------|
| Act. BW | 94 | |
| Adj. WW | 700 | 109 |
| Adj. YW | 1383 | 121 |
| ADG | 4.27 | 136 |



WCR SIR HOWITZER 5386 P

Polled

BD: 3/14/25 Reg.: M1019078

SIRED BY: CEDARLEA HOWITZER 49H

DC/CRJ TANK E108 P

WCR MS TANK 2114 P

F1325759

WCR MS THUNDER 945 P

| | BW | WW | YW | MILK | TM | SC | TSI |
|-------|------|----|-----|------|----|-----|--------|
| EPD | -2.5 | 77 | 144 | 22 | 61 | 1.7 | 282.13 |
| TOP % | 30 | 15 | 7 | 65 | 30 | 7 | 25 |

| | CW | REA | FAT | MARB |
|-----|----|------|-------|------|
| EPD | 33 | 0.87 | 0.010 | 0.11 |

| | | RATIO |
|---------|------|-------|
| Act. BW | 88 | |
| Adj. WW | 655 | 102 |
| Adj. YW | 1169 | 102 |
| ADG | 3.21 | 102 |

#3 ADG on the sale.

#3 ADJ Yearling Weight on the sale.

Turnpike is a great example of what the Howitzers are capable of, especially raised by a Tank female. Ranked #4 on weaning day, #1 on yearling day, and #2 WPDA of all the bulls on our place.

HOWITZER 49H SONS



WCR SIR HOWITZER 528 P

BD: 1/20/25 Reg.: M1018116 Polled

SIRE BY: CEDARLEA HOWITZER 49H

SCHURRTOP HUSKER 9894 P

WCR MS HUSKER 334 P
F1342762

WCR MS CHAIRMAN 1189 P

| | BW | WW | YW | MILK | TM | SC | TSI |
|-------|------|----|-----|------|----|-----|--------|
| EPD | -1.9 | 79 | 132 | 18 | 57 | 1.3 | 266.05 |
| TOP % | 40 | 9 | 20 | 85 | 50 | 40 | 60 |

| | CW | REA | FAT | MARB |
|-----|----|------|-------|------|
| EPD | 27 | 1.01 | 0.017 | 0.07 |

#4 REA EPD on the sale.

| | | RATIO |
|---------|------|-------|
| Act. BW | 86 | |
| Adj. WW | 676 | 105 |
| Adj. YW | 1169 | 102 |
| ADG | 3.08 | 98 |



LOT 4



LOT 5

**Lots 5 & 6 are
3/4 Brothers**



WCR SIR HOWITZER 554 P

BD: 1/23/25 Reg.: M1018124 Polled

SIRE BY: CEDARLEA HOWITZER 49H

WCR BOLD MOVE 168 P

WCR MS BOLD MOVE 3253 P
F1344340

WCR MS CHAIRMAN 9234 TW P

| | BW | WW | YW | MILK | TM | SC | TSI |
|-------|------|----|-----|------|----|-----|--------|
| EPD | -3.1 | 81 | 139 | 22 | 62 | 1.8 | 264.79 |
| TOP % | 20 | 7 | 10 | 70 | 25 | 5 | 60 |

| | CW | REA | FAT | MARB |
|-----|----|------|-------|------|
| EPD | 27 | 0.77 | 0.019 | 0.13 |

| | | RATIO |
|---------|------|-------|
| Act. BW | 78 | |
| Adj. WW | 688 | 107 |
| Adj. YW | 1186 | 104 |
| ADG | 3.11 | 99 |



LOT 6



6

WCR SIR HOWITZER 562 P PA-F

BD: 1/24/25 Reg.: M1018128 Polled

SIRED BY: CEDARLEA HOWITZER 49H

WCR BOLD MOVE 168 P

WCR MS BOLD MOVE 306 P
F1341103

WCR MS BIG BEN 111 P

| | BW | WW | YW | MILK | TM | SC | TSI |
|-------|------|----|-----|------|----|-----|--------|
| EPD | -3.7 | 76 | 131 | 25 | 63 | 1.6 | 261.43 |
| TOP % | 15 | 15 | 20 | 50 | 25 | 15 | 70 |

| | CW | REA | FAT | MARB |
|-----|----|------|-------|------|
| EPD | 24 | 0.69 | 0.020 | 0.11 |

#4 Birth Weight EPD on the sale.

| | Act. BW | Ratio |
|---------|---------|-------|
| Act. BW | 78 | |
| Adj. WW | 674 | 105 |
| Adj. YW | 1208 | 105 |
| ADG | 3.34 | 106 |



7

WCR SIR HOWITZER 5426 P

BD: 3/22/25 Reg.: M1019141 Polled

SIRED BY: CEDARLEA HOWITZER 49H

WCR FORTRESS 0516 ET P

WCR MS FORTRESS 2158 P
F1325796

WCR MS REMIX 974 P

| | BW | WW | YW | MILK | TM | SC | TSI |
|-------|-----|----|-----|------|----|-----|--------|
| EPD | 0.7 | 70 | 129 | 30 | 65 | 2.2 | 259.96 |
| TOP % | 85 | 30 | 25 | 25 | 20 | 2 | 70 |

| | CW | REA | FAT | MARB |
|-----|----|------|-------|------|
| EPD | 27 | 0.80 | 0.038 | 0.15 |

| | Act. BW | Ratio |
|---------|---------|-------|
| Act. BW | 100 | |
| Adj. WW | 645 | 101 |
| Adj. YW | 1237 | 108 |
| ADG | 3.70 | 118 |

HOWITZER 49H SONS



LOT 8



8

WCR SIR HOWITZER 5100 P PA-F

BD: 1/30/25 Reg.: M1018531 Homo Polled

SIRED BY: CEDARLEA HOWITZER 49H

WCR SIR DUKE 8141 P

WCR MS DUKE 314 P
F1342704

WCR MS BLACKJACK 1542 ET P

| | BW | WW | YW | MILK | TM | SC | TSI |
|-------|------|----|-----|------|----|-----|--------|
| EPD | -1.8 | 74 | 128 | 22 | 59 | 1.9 | 258.19 |
| TOP % | 40 | 20 | 25 | 65 | 40 | 5 | 75 |

| | CW | REA | FAT | MARB |
|-----|----|------|-------|------|
| EPD | 21 | 0.71 | 0.025 | 0.21 |

| | | RATIO |
|---------|------|-------|
| Act. BW | 92 | |
| Adj. WW | 674 | 105 |
| Adj. YW | 1364 | 119 |
| ADG | 4.31 | 137 |

#2 ADG on the sale.

#4 ADJ. Yearling Weight on the sale.



9

WCR SIR HOWITZER 5265 P

BD: 2/28/25 Reg.: M1018751 Polled

SIRED BY: CEDARLEA HOWITZER 49H

WCR ROLLING THUNDER 251 P

WCR MS THUNDER 0313 P
F1300799

WCR MS BIG BEN 4377 ETP

| | BW | WW | YW | MILK | TM | SC | TSI |
|-------|------|----|-----|------|----|-----|--------|
| EPD | -1.1 | 73 | 132 | 26 | 62 | 1.7 | 259.83 |
| TOP % | 55 | 20 | 20 | 45 | 25 | 10 | 70 |

| | CW | REA | FAT | MARB |
|-----|----|------|-------|------|
| EPD | 24 | 0.67 | 0.034 | 0.22 |

| | | RATIO |
|---------|------|-------|
| Act. BW | 94 | |
| Adj. WW | 647 | 101 |
| Adj. YW | 1212 | 106 |
| ADG | 3.53 | 112 |

This sale will be broadcast live on the internet.

DVAuction
Broadcasting Real-Time Auctions

Real time bidding & proxy bidding available.

Videos of all the bulls will be posted mid-April on our website and DVAuction.com



LOT 10



10

WCR SIR HOWITZER 5208 P PA-F

BD: 2/20/25 Reg.: M1018724 Polled

SIRED BY: CEDARLEA HOWITZER 49H

WC BIG BEN 9036 P

WCR MS BIG BEN 1182 P
F1314768

WCR MS FIREWATER 5249 P

| | BW | WW | YW | MILK | TM | SC | TSI |
|-------|-----|----|-----|------|----|-----|--------|
| EPD | 0.6 | 77 | 142 | 22 | 61 | 2.0 | 268.05 |
| TOP % | 85 | 15 | 8 | 65 | 30 | 2 | 55 |

| | CW | REA | FAT | MARB |
|-----|----|------|-------|------|
| EPD | 29 | 0.80 | 0.013 | 0.18 |

| | | RATIO |
|---------|------|-------|
| Act. BW | 102 | |
| Adj. WW | 711 | 111 |
| Adj. YW | 1252 | 109 |
| ADG | 3.38 | 107 |



11

WCR SIR HOWITZER 5307 P

BD: 3/5/25 Reg.: M1019069 Polled

SIRED BY: CEDARLEA HOWITZER 49H

WCR REMIX 606 ETP

WCR MS REMIX 0227 P
F1294126

WCR MS KINGSBURY 8511 ET P

| | BW | WW | YW | MILK | TM | SC | TSI |
|-------|-----|----|-----|------|----|-----|--------|
| EPD | 0.1 | 77 | 137 | 22 | 61 | 2.2 | 261.02 |
| TOP % | 75 | 15 | 15 | 65 | 30 | 1 | 70 |

| | CW | REA | FAT | MARB |
|-----|----|------|-------|------|
| EPD | 28 | 0.78 | 0.041 | 0.14 |

| | | RATIO |
|---------|------|-------|
| Act. BW | 102 | |
| Adj. WW | 670 | 104 |
| Adj. YW | 1252 | 109 |
| ADG | 3.64 | 116 |



LOT 11

HOWITZER 49H SONS



LOT 12

Lots 12 & 13 are 3/4 Brothers



12

WCR SIR HOWITZER 5287 P

BD: 3/2/25 Reg.: M1019062 Polled

SIRED BY: CEDARLEA HOWITZER 49H

WCR NOTORIOUS 6170 P

WCR MS NOTORIOUS 9301 P
F1278413

WCR MS BIGBEN 501 P

| | BW | WW | YW | MILK | TM | SC | TSI |
|-------|-----|----|-----|------|----|-----|--------|
| EPD | 0.5 | 85 | 146 | 23 | 65 | 1.9 | 255.57 |
| TOP % | 80 | 3 | 6 | 65 | 20 | 3 | 80 |

| | CW | REA | FAT | MARB |
|-----|----|------|-------|------|
| EPD | 27 | 0.70 | 0.030 | 0.13 |

#4 Weaning Weight EPD on the sale.

#4 Yearling Weight EPD on the sale.



14

WCR SIR HOWITZER 5279 P

BD: 3/2/25 Reg.: M1019059 Polled

SIRED BY: CEDARLEA HOWITZER 49H

WCR KINGSBURY 116 P

WCR MS KINGSBURY 019 P
F1290708

WCR MS LEGACY 8199 P

| | BW | WW | YW | MILK | TM | SC | TSI |
|-------|-----|----|-----|------|----|-----|--------|
| EPD | 1.3 | 74 | 140 | 23 | 60 | 1.7 | 250.66 |
| TOP % | 90 | 20 | 9 | 65 | 40 | 7 | 90 |

| | CW | REA | FAT | MARB |
|-----|----|------|-------|------|
| EPD | 25 | 0.62 | 0.022 | 0.11 |



13

WCR SIR HOWITZER 597 P

BD: 1/29/25 Reg.: M1018530 Polled

SIRED BY: CEDARLEA HOWITZER 49H

WCR NOTORIOUS 6170 P

WCR MS NOTORIOUS 3162 P
F1343840

WCR MS REMIX 0288 P

| | BW | WW | YW | MILK | TM | SC | TSI |
|-------|-----|----|-----|------|----|-----|--------|
| EPD | 0.1 | 72 | 132 | 29 | 65 | 2.1 | 260.48 |
| TOP % | 75 | 25 | 20 | 30 | 20 | 2 | 70 |

| | CW | REA | FAT | MARB |
|-----|----|------|-------|------|
| EPD | 26 | 0.76 | 0.017 | 0.15 |

| | | RATIO |
|---------|------|-------|
| Act. BW | 94 | |
| Adj. WW | 685 | 107 |
| Adj. YW | 1219 | 106 |
| ADG | 3.34 | 106 |



LOT 14



LOT 15

Lots 15-18 are 3/4 Brothers

15 **WCR SIR HOWITZER 5196 P**
 BD: 2/17/25 Reg.: M1018719 Polled
SIRE BY: CEDARLEA HOWITZER 49H

| | | | | | | | | | | |
|-----------------------------|------|------|-------|------|----|-----|--------|---------|------|-------|
| ELDER'S BLACKJACK 788B | | | | | | | | | | RATIO |
| WCR MS BLACKJACK 149 P | | | | | | | | Act. BW | 92 | |
| F1314696 WCR MS TANK 9238 P | | | | | | | | Adj. WW | 618 | 96 |
| | BW | WW | YW | MILK | TM | SC | TSI | Adj. YW | 1128 | 98 |
| EPD | -1.2 | 68 | 127 | 22 | 56 | 2.0 | 269.60 | ADG | 3.19 | 101 |
| TOP % | 50 | 35 | 25 | 65 | 55 | 3 | 50 | | | |
| | CW | REA | FAT | MARB | | | | | | |
| EPD | 26 | 0.74 | 0.016 | 0.19 | | | | | | |

16 **WCR SIR HOWITZER 556 P**
 BD: 1/23/25 Reg.: M1018125 Polled
SIRE BY: CEDARLEA HOWITZER 49H

| | | | | | | | | | | |
|----------------------------|------|------|-------|------|----|-----|--------|---------|------|-------|
| ELDER'S BLACKJACK 788B | | | | | | | | | | RATIO |
| WCR MS BLACKJACK 353 P | | | | | | | | Act. BW | 82 | |
| F1342775 WCR MS TANK 127 P | | | | | | | | Adj. WW | 674 | 105 |
| | BW | WW | YW | MILK | TM | SC | TSI | Adj. YW | 1117 | 97 |
| EPD | -1.5 | 76 | 131 | 24 | 62 | 1.8 | 273.21 | ADG | 2.77 | 88 |
| TOP % | 45 | 15 | 20 | 55 | 25 | 5 | 45 | | | |
| | CW | REA | FAT | MARB | | | | | | |
| EPD | 32 | 0.88 | 0.019 | 0.11 | | | | | | |

17 **WCR SIR HOWITZER 5209 P**
 BD: 2/20/25 Reg.: M1018725 Polled
SIRE BY: CEDARLEA HOWITZER 49H

| | | | | | | | | | | |
|-----------------------------------|------|------|-------|------|----|-----|--------|---------|------|-------|
| ELDER'S BLACKJACK 788B | | | | | | | | | | RATIO |
| WCR MS BLACKJACK 393 P | | | | | | | | Act. BW | 84 | |
| F1343275 WCR MS BOTTOMS UP 1125 P | | | | | | | | Adj. WW | 611 | 95 |
| | BW | WW | YW | MILK | TM | SC | TSI | Adj. YW | 1264 | 110 |
| EPD | -1.1 | 71 | 126 | 22 | 57 | 2.0 | 263.28 | ADG | 4.08 | 130 |
| TOP % | 55 | 25 | 30 | 70 | 50 | 2 | 65 | | | |
| | CW | REA | FAT | MARB | | | | | | |
| EPD | 26 | 0.83 | 0.027 | 0.16 | | | | | | |

18 **WCR SIR HOWITZER 5322 P**
 BD: 3/6/25 Reg.: M1019076 Polled
SIRE BY: CEDARLEA HOWITZER 49H

| | | | | | | | | | | |
|------------------------------------|------|------|-------|------|----|-----|--------|---------|------|-------|
| ELDER'S BLACKJACK 788B | | | | | | | | | | RATIO |
| WCR MS BLACKJACK 140 P | | | | | | | | Act. BW | 96 | |
| F1314689 WCR MS CHAIRMAN 9234 TW P | | | | | | | | Adj. WW | 733 | 114 |
| | BW | WW | YW | MILK | TM | SC | TSI | Adj. YW | 1195 | 104 |
| EPD | -0.4 | 88 | 143 | 18 | 62 | 2.0 | 263.18 | ADG | 2.89 | 92 |
| TOP % | 65 | 2 | 7 | 90 | 30 | 2 | 65 | | | |
| | CW | REA | FAT | MARB | | | | | | |
| EPD | 29 | 0.82 | 0.028 | 0.13 | | | | | | |

#2 Weaning Weight EPD on the sale.

BOLD MOVE 168 SONS



LOT 19

6 sons of WCR Bold Move 168 P will be a highlight of this sale. With almost 200 progeny on the ground in the US and 150 in Canada, Bold Move is making his mark has a bull-maker and a sire of females competing in the showring at the highest levels. He has already proven himself as a calving ease sire with curving bending performance and elite eye appeal without sacrificing any other traits, including marbling. We believe his legacy is just getting started.



19

WCR BOLD PRESENCE 5147 P

BD: 2/7/25 Reg.: M1018656 Polled

SIRED BY: WCR BOLD MOVE 168 P

DC/CRJ TANK E108 P

WCR MS TANK 106 P
F1314671

WCR MS COUNTY LINE 9142 P

| | BW | WW | YW | MILK | TM | SC | TSI |
|-------|------|----|-----|------|----|-----|--------|
| EPD | -3.6 | 65 | 124 | 26 | 58 | 0.8 | 277.25 |
| TOP % | 15 | 45 | 35 | 45 | 45 | 85 | 35 |

| | CW | REA | FAT | MARB |
|-----|----|------|-------|------|
| EPD | 31 | 0.53 | 0.013 | 0.19 |

| | | RATIO |
|---------|------|-------|
| Act. BW | 88 | |
| Adj. WW | 618 | 96 |
| Adj. YW | 1215 | 106 |
| ADG | 3.73 | 118 |



20

WCR SIR BOLD MOVE 5249 P

BD: 2/26/25 Reg.: M1018741 Polled

SIRED BY: WCR BOLD MOVE 168 P

WCR KINGSBURY 116 P

WCR MS KINGSBURY 066 P
F1294537

WCR MS POLLED PRINCE 8319 P

| | BW | WW | YW | MILK | TM | SC | TSI |
|-------|------|----|-----|------|----|-----|--------|
| EPD | -2.2 | 74 | 121 | 26 | 62 | 0.7 | 253.90 |
| TOP % | 35 | 20 | 40 | 45 | 25 | 90 | 85 |

| | CW | REA | FAT | MARB |
|-----|----|------|-------|------|
| EPD | 21 | 0.49 | 0.010 | 0.15 |

| | | RATIO |
|---------|------|-------|
| Act. BW | 94 | |
| Adj. WW | 706 | 110 |
| Adj. YW | 1168 | 102 |
| ADG | 2.89 | 92 |



LOT 21

Lots 21 & 22 are 3/4 Brothers



21 WCR SMOOTH MOVE 574 P PA-F

BD: 1/25/25 Reg.: M1018520 Polled

SIRED BY: WCR BOLD MOVE 168 P

WCR SIR COUNTY LINE 9153 P
 WCR MS COUNTY LINE 3410 P
 F1344686 WCR MS REFRESH 7232 P

| | BW | WW | YW | MILK | TM | SC | TSI |
|-------|------|----|-----|------|----|-----|--------|
| EPD | -2.3 | 89 | 141 | 17 | 62 | 0.9 | 275.21 |
| TOP % | 30 | 2 | 9 | 90 | 30 | 70 | 40 |

| | CW | REA | FAT | MARB |
|-----|----|------|-------|------|
| EPD | 33 | 0.70 | 0.022 | 0.20 |

#1 Weaning Weight EPD on the sale.

| | | RATIO |
|---------|------|-------|
| Act. BW | 78 | |
| Adj. WW | 710 | 111 |
| Adj. YW | 1230 | 107 |
| ADG | 3.25 | 103 |



22 WCR SIR BOLD MOVE 5247 P

BD: 2/26/25 Reg.: M1018740 Polled

SIRED BY: WCR BOLD MOVE 168 P

WCR COUNTY LINE 3132 P
 WCR MS COUNTY LINE 801 ET P
 EF1266439 PZC CINDERELLA 5010 ET

| | BW | WW | YW | MILK | TM | SC | TSI |
|-------|------|----|-----|------|----|-----|--------|
| EPD | -0.6 | 57 | 112 | 19 | 48 | 0.7 | 263.84 |
| TOP % | 65 | 75 | 60 | 80 | 90 | 85 | 65 |

| | CW | REA | FAT | MARB |
|-----|----|------|-------|------|
| EPD | 27 | 0.62 | 0.026 | 0.14 |

| | | RATIO |
|---------|------|-------|
| Act. BW | 102 | |
| Adj. WW | 620 | 97 |
| Adj. YW | 1148 | 100 |
| ADG | 3.30 | 105 |

BOLD MOVE 168 SONS



LOT 23



23

WCR SIR BOLD MOVE 532 P PA-F

BD: 1/21/25 Reg.: M1018118 Polled

SIRED BY: WCR BOLD MOVE 168 P

WR-WCR POLLED PRINCE S602

WCR MS POLLED PRINCE 3123 P
F1343818

WCR MS COUNTY LINE 0193 P

| | BW | WW | YW | MILK | TM | SC | TSI |
|-------|------|----|-----|------|----|-----|--------|
| EPD | -3.4 | 86 | 136 | 31 | 74 | 0.9 | 271.54 |
| TOP % | 20 | 3 | 15 | 20 | 3 | 70 | 45 |

| | CW | REA | FAT | MARB |
|-----|----|------|-------|------|
| EPD | 31 | 0.70 | 0.029 | 0.16 |

#3 Weaning Weight EPD on the sale.

| | Act. BW | Ratio |
|---------|---------|-------|
| Act. BW | 82 | |
| Adj. WW | 742 | 116 |
| Adj. YW | 1208 | 105 |
| ADG | 2.91 | 93 |



24

WCR SIR BOLD MOVE 594 P

BD: 1/27/25 Reg.: M1018528 Polled

SIRED BY: WCR BOLD MOVE 168 P

ELDER'S BLACKJACK 788B

WCR MS BLACKJACK 3142 P
F1343832

WCR MS NEW STANDARD 079 P

| | BW | WW | YW | MILK | TM | SC | TSI |
|-------|------|----|-----|------|----|-----|--------|
| EPD | -0.1 | 89 | 147 | 25 | 70 | 1.1 | 276.68 |
| TOP % | 75 | 2 | 5 | 45 | 7 | 50 | 35 |

| | CW | REA | FAT | MARB |
|-----|----|------|-------|------|
| EPD | 37 | 0.69 | 0.026 | 0.16 |

#1 Weaning Weight EPD on the sale.

#3 Yearling Weight EPD on the sale.

| | Act. BW | Ratio |
|---------|---------|-------|
| Act. BW | 92 | |
| Adj. WW | 738 | 115 |
| Adj. YW | 1165 | 102 |
| ADG | 2.67 | 85 |

FARGO H71 SONS



LOT 25

Lot 25 #3 Weaning Weight EPD on the sale. #2 ADJ. Yearling Weight on the sale. #1 Yearling Weight EPD on the sale. Unique pedigree in RBM Fargo Y111 grandson X Tank X Big Ben. Front Runner is a smooth operator in his look, but his performance can only be described as elite: Rank #6 of 197 contemporaries on weaning day, #2 of 194 at yearling, ADG Ratio of 124 ranks #16, and WPDA Ranking #1 of all bulls. His dam is well into the Top 1% of the breed for \$TSI, WW, YW, & CW and top 10 rankings for YW, ADG, & WPDA ratios herself.



 **25** **WCR FRONT RUNNER 5404 P** PA-F
 BD: 3/17/25 Reg.: M1019121 Het Polled
SIRE BY: HCCR FARGO H71 PLD ET

| DC/CRJ TANK E108 P | | | | | | | | RATIO | |
|--------------------|------|--|--|--|--|--|--|-------|--|
| Act. BW | 100 | | | | | | | | |
| Adj. WW | 766 | | | | | | | 119 | |
| Adj. YW | 1392 | | | | | | | 121 | |
| ADG | 3.91 | | | | | | | 124 | |

| WCR MS TANK 0108 P | | | | | | | |
|----------------------|-----|----|-----|------|----|-----|--------|
| F1294266 | | | | | | | |
| WCR MS BIG BEN 729 P | | | | | | | |
| | BW | WW | YW | MILK | TM | SC | TSI |
| EPD | 0.8 | 86 | 159 | 29 | 72 | 1.9 | 285.79 |
| TOP % | 85 | 3 | 2 | 25 | 4 | 3 | 20 |

| | CW | REA | FAT | MARB |
|-----|----|------|-------|-------|
| EPD | 43 | 0.78 | 0.004 | -0.01 |

 **26** **WCR SIR FARGO 5436 P**
 BD: 3/30/25 Reg.: M1019122 Polled
SIRE BY: HCCR FARGO H71 PLD ET

| WCR SIR PRIME CUT 637 ET P | | | | | | | | RATIO | |
|----------------------------|------|--|--|--|--|--|--|-------|--|
| Act. BW | 94 | | | | | | | | |
| Adj. WW | 719 | | | | | | | 112 | |
| Adj. YW | 1165 | | | | | | | 102 | |
| ADG | 2.79 | | | | | | | 89 | |

| WCR MS PRIME CUT 9182 P/S | | | | | | | |
|---------------------------|------|----|-----|------|----|-----|--------|
| F1278095 | | | | | | | |
| WCR MS FIREWATER 6245 P | | | | | | | |
| | BW | WW | YW | MILK | TM | SC | TSI |
| EPD | -1.2 | 68 | 130 | 26 | 60 | 1.6 | 264.95 |
| TOP % | 50 | 35 | 20 | 45 | 35 | 15 | 60 |

| | CW | REA | FAT | MARB |
|-----|----|------|-------|------|
| EPD | 30 | 0.70 | 0.028 | 0.01 |

TANK E108 SONS



LOT 27



27

WCR SIR TANK 5214 P

BD: 2/22/25 Reg.: M1019176 Polled

SIRED BY: DC/CRJ TANK E108 P

WC BIG BEN 9036 P

WCR MS BIG BEN 0139 P
F1294249

WCR MS BRAVO 6350 P

| | BW | WW | YW | MILK | TM | SC | TSI |
|-------|------|----|-----|------|----|-----|--------|
| EPD | -2.8 | 70 | 140 | 34 | 69 | 0.9 | 293.15 |
| TOP % | 25 | 30 | 9 | 8 | 8 | 75 | 15 |

| | CW | REA | FAT | MARB |
|-----|----|------|-------|------|
| EPD | 40 | 0.73 | 0.001 | 0.07 |

| | Act. BW | Ratio |
|---------|---------|-------|
| Act. BW | 94 | |
| Adj. WW | 674 | 105 |
| Adj. YW | 1196 | 104 |
| ADG | 3.26 | 104 |

**Lots 27-29 are
3/4 Brothers**



28

WCR SIR TANK 5105 P

BD: 1/31/25 Reg.: M1018533 Polled

SIRED BY: DC/CRJ TANK E108 P

WC BIG BEN 9036 P

WCR MS BIG BEN 2565 ET P
EF1328543

WCR MISS POWEREDGE 9132 P

| | BW | WW | YW | MILK | TM | SC | TSI |
|-------|------|----|-----|------|----|-----|--------|
| EPD | -3.2 | 56 | 119 | 29 | 57 | 0.8 | 282.65 |
| TOP % | 20 | 80 | 45 | 25 | 50 | 75 | 25 |

| | CW | REA | FAT | MARB |
|-----|----|------|-------|------|
| EPD | 31 | 0.55 | 0.001 | 0.16 |

| | Act. BW | Ratio |
|---------|---------|-------|
| Act. BW | 84 | |
| Adj. WW | 583 | 91 |
| Adj. YW | 1205 | 105 |
| ADG | 3.89 | 124 |



29

WCR SIR TANK 5235 P

BD: 2/25/25 Reg.: M1019175 Polled

SIRED BY: DC/CRJ TANK E108 P

WC BIG BEN 9036 P

WCR MS BIG BEN 794 P
F1243638

WCR MS THUNDER 4336 P

| | BW | WW | YW | MILK | TM | SC | TSI |
|-------|------|----|-----|------|----|-----|--------|
| EPD | -1.3 | 60 | 121 | 30 | 60 | 1.0 | 281.00 |
| TOP % | 50 | 65 | 40 | 20 | 35 | 60 | 30 |

| | CW | REA | FAT | MARB |
|-----|----|------|--------|------|
| EPD | 34 | 0.54 | -0.005 | 0.09 |

| | Act. BW | Ratio |
|---------|---------|-------|
| Act. BW | 96 | |
| Adj. WW | 586 | 91 |
| Adj. YW | 1133 | 99 |
| ADG | 3.42 | 109 |



LOT 30



30

WCR SIR TANK 5382 P

BD: 3/14/25

Reg.: M1019166

Polled

SIRED BY: DC/CRJ TANK E108 P

WCR SIR THUNDER 6269 P

WCR MS THUNDER 0542 ET P
EF1294094

WCR MS FIREWATER 123 P

| | BW | WW | YW | MILK | TM | SC | TSI |
|-------|-----|----|-----|------|----|-----|--------|
| EPD | 0.2 | 74 | 140 | 42 | 78 | 0.9 | 303.96 |
| TOP % | 80 | 20 | 10 | 1 | 1 | 70 | 5 |

| | CW | REA | FAT | MARB |
|-----|----|------|-------|------|
| EPD | 47 | 0.80 | 0.008 | 0.19 |

#1 TSI on the sale.



DC/CRJ Tank E108 P

Sire of Lots 27-39



31

WCR SIR TANK 526 P

BD: 1/20/25

Reg.: M1018115

Polled

SIRED BY: DC/CRJ TANK E108 P

WCR COUNTY LINE 3132 P

WCR MS COUNTY LINE 3296 P
F1344376

WCR MS RUSTLER 9380 P

| | BW | WW | YW | MILK | TM | SC | TSI |
|-------|------|----|-----|------|----|-----|--------|
| EPD | -3.5 | 76 | 141 | 34 | 72 | 0.9 | 298.58 |
| TOP % | 15 | 15 | 9 | 7 | 4 | 75 | 8 |

| | CW | REA | FAT | MARB |
|-----|----|------|-------|------|
| EPD | 44 | 0.70 | 0.000 | 0.05 |

#3 TSI on the sale.



32

WCR SIR TANK 557 P

BD: 1/23/25

Reg.: M1018126

Polled

SIRED BY: DC/CRJ TANK E108 P

WCR COUNTY LINE 3132 P

WCR MS COUNTY LINE 3132 P
F1343824

WCR SIR BOTTOMS UP 0379 P

| | BW | WW | YW | MILK | TM | SC | TSI |
|-------|------|----|-----|------|----|-----|--------|
| EPD | -3.0 | 74 | 137 | 33 | 69 | 0.8 | 286.16 |
| TOP % | 20 | 20 | 15 | 15 | 7 | 75 | 20 |

| | CW | REA | FAT | MARB |
|-----|----|------|-------|------|
| EPD | 36 | 0.62 | 0.014 | 0.16 |

TANK E108 SONS



LOT 33



33

WCR SIR TANK 5193 P/S

BD: 2/17/25 Reg.: M1019177 Polled

SIRED BY: DC/CRJ TANK E108 P

ELDER'S BLACKJACK 788B

WCR MS BLACKJACK 2150 P
F1325790

WCR MS KINGSBURY 9145 P

| | BW | WW | YW | MILK | TM | SC | TSI |
|-------|------|----|-----|------|----|-----|--------|
| EPD | -1.3 | 71 | 134 | 29 | 64 | 0.8 | 285.99 |
| TOP % | 50 | 25 | 15 | 25 | 20 | 85 | 20 |

| | CW | REA | FAT | MARB |
|-----|----|------|-------|------|
| EPD | 36 | 0.69 | 0.009 | 0.16 |

| | | RATIO |
|---------|------|-------|
| Act. BW | 86 | |
| Adj. WW | 700 | 109 |
| Adj. YW | 1238 | 108 |
| ADG | 3.36 | 107 |



34

WCR SIR TANK 5134 P

BD: 2/6/25 Reg.: M1019181 Polled

SIRED BY: DC/CRJ TANK E108 P

PLEASANT DAWN LANDO 176H

WCR MS LANDO 2346 P
F1325973

WCR MS BIG BEN 613 ET P

| | BW | WW | YW | MILK | TM | SC | TSI |
|-------|------|----|-----|------|----|-----|--------|
| EPD | -0.2 | 64 | 138 | 28 | 60 | 1.1 | 294.40 |
| TOP % | 70 | 50 | 15 | 30 | 35 | 60 | 10 |

| | CW | REA | FAT | MARB |
|-----|----|------|--------|------|
| EPD | 41 | 0.69 | -0.002 | 0.12 |

| | | RATIO |
|---------|------|-------|
| Act. BW | 92 | |
| Adj. WW | 620 | 97 |
| Adj. YW | 1300 | 113 |
| ADG | 4.25 | 135 |



35

WCR SIR TANK 5277 P

BD: 3/2/25 Reg.: M1019173 Polled

SIRED BY: DC/CRJ TANK E108 P

WCR NOTORIOUS 6170 P

WCR MS NOTORIOUS 865 P
F1263974

WCR MS VISIONARY 6187 P

| | BW | WW | YW | MILK | TM | SC | TSI |
|-------|------|----|-----|------|----|-----|--------|
| EPD | -2.3 | 68 | 135 | 26 | 60 | 1.0 | 286.83 |
| TOP % | 30 | 35 | 15 | 45 | 35 | 60 | 20 |

| | CW | REA | FAT | MARB |
|-----|----|------|-------|------|
| EPD | 40 | 0.53 | 0.006 | 0.07 |

| | | RATIO |
|---------|------|-------|
| Act. BW | 96 | |
| Adj. WW | 614 | 96 |
| Adj. YW | 1064 | 93 |
| ADG | 2.81 | 89 |





LOT 36

Lots 36-37 are 3/4 Brothers

36

WCR SIR TANK 543 P
 BD: 1/22/25 Reg.: M1018120 Polled

SIRED BY: DC/CRJ TANK E108 P

WC PLATINUM 8558 P

WCR MS PLATINUM 323 P
F1342709

WCR MS DUKE 123 P

| | BW | WW | YW | MILK | TM | SC | TSI |
|-------|------|----|-----|------|----|-----|--------|
| EPD | -4.4 | 71 | 133 | 35 | 71 | 0.9 | 283.99 |
| TOP % | 8 | 25 | 20 | 6 | 6 | 70 | 25 |

| | CW | REA | FAT | MARB |
|-----|----|------|--------|------|
| EPD | 34 | 0.52 | -0.020 | 0.05 |

| | | RATIO |
|---------|------|-------|
| Act. BW | 72 | |
| Adj. WW | 678 | 106 |
| Adj. YW | 1241 | 108 |
| ADG | 3.52 | 112 |

#2 Birth Weight EPD on the sale.

38

WCR SIR TANK 5115 P
 BD: 2/3/25 Reg.: M1019186 Polled

SIRED BY: DC/CRJ TANK E108 P

WR-WCR POLLED PRINCE S602

WCR MS PRINCE 2247 P
F1325844

WCR MS COUNTY LINE 8252 P

| | BW | WW | YW | MILK | TM | SC | TSI |
|-------|------|----|-----|------|----|-----|--------|
| EPD | -2.0 | 62 | 121 | 41 | 72 | 1.0 | 280.76 |
| TOP % | 35 | 55 | 40 | 1 | 5 | 70 | 30 |

| | CW | REA | FAT | MARB |
|-----|----|------|-------|------|
| EPD | 33 | 0.61 | 0.004 | 0.19 |

| | | RATIO |
|---------|------|-------|
| Act. BW | 96 | |
| Adj. WW | 684 | 107 |
| Adj. YW | 1298 | 113 |
| ADG | 3.84 | 122 |

37

WCR SIR TANK 5107 P
 BD: 2/1/25 Reg.: M1019187 Polled

SIRED BY: DC/CRJ TANK E108 P

WC PLATINUM 8558 P

WCR MS PLATINUM 2210 P
F1325829

WCR MS NEW STANDARD 9109 P

| | BW | WW | YW | MILK | TM | SC | TSI |
|-------|------|----|-----|------|----|-----|--------|
| EPD | -1.0 | 66 | 131 | 33 | 66 | 0.8 | 296.20 |
| TOP % | 55 | 45 | 20 | 9 | 15 | 75 | 9 |

| | CW | REA | FAT | MARB |
|-----|----|------|--------|------|
| EPD | 40 | 0.68 | -0.010 | 0.14 |

| | | RATIO |
|---------|------|-------|
| Act. BW | 90 | |
| Adj. WW | 591 | 92 |
| Adj. YW | 1100 | 96 |
| ADG | 3.18 | 101 |

39

WCR SIR TANK 5341 P
 BD: 3/8/25 Reg.: M1019170 Polled

SIRED BY: DC/CRJ TANK E108 P

GBR BRIMSTONE 59G

WCR MS BRIMSTONE 266 P
F1325712

WCR MS KINGSBURY 0302 P

| | BW | WW | YW | MILK | TM | SC | TSI |
|-------|------|----|-----|------|----|-----|--------|
| EPD | -3.5 | 63 | 123 | 34 | 65 | 1.1 | 280.40 |
| TOP % | 15 | 55 | 35 | 8 | 20 | 60 | 30 |

| | CW | REA | FAT | MARB |
|-----|----|------|--------|------|
| EPD | 32 | 0.63 | -0.007 | 0.06 |

| | | RATIO |
|---------|------|-------|
| Act. BW | 86 | |
| Adj. WW | 664 | 103 |
| Adj. YW | 1197 | 104 |
| ADG | 3.33 | 106 |

REMIX 606 SONS



LOT 40



40

WCR SIR REMIX 5137 P

BD: 2/6/25 Reg.: M1018651 Polled

SIRED BY: WCR REMIX 606 ETP

GBR BORDER PATROL 126G

WCR MS BORDER PATROL 2127 P

F1325772

WCR MS PRIME CUT 9175 P

| | BW | WW | YW | MILK | TM | SC | TSI |
|-------|------|----|-----|------|----|-----|--------|
| EPD | -1.2 | 83 | 142 | 29 | 70 | 2.3 | 267.47 |
| TOP % | 50 | 5 | 8 | 30 | 7 | 1 | 55 |

| | CW | REA | FAT | MARB |
|-----|----|------|-------|------|
| EPD | 27 | 0.84 | 0.023 | 0.19 |

| | | RATIO |
|---------|------|-------|
| Act. BW | 90 | |
| Adj. WW | 737 | 115 |
| Adj. YW | 1185 | 103 |
| ADG | 2.80 | 89 |



41

WCR SIR REMIX 5254 P/S

BD: 2/27/25 Reg.: M1018743 Polled

SIRED BY: WCR REMIX 606 ETP

WCR KINGSBURY 116 P

WCR MS KINGSBURY 8274 P

F1263922

WCR MS FIREWATER 377 P

| | BW | WW | YW | MILK | TM | SC | TSI |
|-------|------|----|-----|------|----|-----|--------|
| EPD | -2.3 | 64 | 104 | 35 | 67 | 1.6 | 254.87 |
| TOP % | 30 | 50 | 75 | 6 | 15 | 10 | 80 |

| | CW | REA | FAT | MARB |
|-----|----|------|-------|------|
| EPD | 19 | 0.58 | 0.012 | 0.23 |

| | | RATIO |
|---------|------|-------|
| Act. BW | 100 | |
| Adj. WW | 653 | 102 |
| Adj. YW | 1091 | 95 |
| ADG | 2.74 | 87 |



LOT 42

Lots 42 & 43 are 3/4 Brothers

 **42** **WCR SIR REMIX 5312 P** PA-F
 BD: 3/5/25 Reg.: M1019072 Het Polled
SIRED BY: WCR REMIX 606 ETP

| DC/CRJ TANK E108 P | | | | | | | | RATIO | |
|-------------------------------------|------|------|-------|------|----|-----|--------|---------|-----|
| WCR MS TANK 224 P | | | | | | | | Act. BW | 90 |
| F1325663 WCR MS NEW STANDARD 0330 P | | | | | | | | Adj. WW | 102 |
| | BW | WW | YW | MILK | TM | SC | TSI | Adj. YW | 115 |
| EPD | -2.6 | 65 | 112 | 35 | 67 | 1.8 | 265.42 | ADG | 132 |
| TOP % | 25 | 50 | 60 | 7 | 15 | 5 | 60 | | |
| | CW | REA | FAT | MARB | | | | | |
| EPD | 25 | 0.68 | 0.016 | 0.18 | | | | | |

 **43** **WCR SIR REMIX 5168 P** Polled
 BD: 2/14/25 Reg.: M1018709
SIRED BY: WCR REMIX 606 ETP

| DC/CRJ TANK E108 P | | | | | | | | RATIO | |
|----------------------------------|------|------|-------|------|----|-----|--------|---------|-----|
| WCR MS TANK 1123 P | | | | | | | | Act. BW | 88 |
| F1314729 WCR MS FIREWATER 1085 P | | | | | | | | Adj. WW | 104 |
| | BW | WW | YW | MILK | TM | SC | TSI | Adj. YW | 106 |
| EPD | -3.0 | 58 | 113 | 36 | 65 | 1.9 | 268.94 | ADG | 109 |
| TOP % | 20 | 75 | 60 | 5 | 20 | 3 | 50 | | |
| | CW | REA | FAT | MARB | | | | | |
| EPD | 24 | 0.60 | 0.011 | 0.26 | | | | | |

#3 Marbling EPD on the sale.

REMIX 606 SONS



LOT 44



44 WCR SIR REMIX 5126 P

PA-F

BD: 2/4/25

Reg.: M1018644

Polled

SIRE BY: WCR REMIX 606 ETP

WCR FORTRESS 0516 ET P

WCR MS FORTRESS 2141 P

F1325778

WCR MS NEW STANDARD 0333 P

| | BW | WW | YW | MILK | TM | SC | TSI |
|-------|-----|----|-----|------|----|-----|--------|
| EPD | 1.0 | 84 | 139 | 38 | 80 | 2.3 | 267.70 |
| TOP % | 90 | 4 | 10 | 3 | 1 | 1 | 55 |

| | CW | REA | FAT | MARB |
|-----|----|------|-------|------|
| EPD | 30 | 0.66 | 0.022 | 0.25 |

| | | RATIO |
|---------|------|-------|
| Act. BW | 98 | |
| Adj. WW | 809 | 126 |
| Adj. YW | 1215 | 106 |
| ADG | 2.54 | 81 |

#1 ADJ. Weaning Weight on the sale.

#4 Marbling EPD on the sale.



46 WCR SIR REMIX 563 P

PA-F

BD: 1/24/25

Reg.: M1020758

Homo Polled

SIRE BY: WCR REMIX 606 ETP

PLEASANT DAWN MENTOR 516J

WCR MS MENTOR 3119 P

F1343820

WCR MS LEGACY 0550 ET P

| | BW | WW | YW | MILK | TM | SC | TSI |
|-------|------|----|-----|------|----|-----|--------|
| EPD | -0.7 | 77 | 140 | 36 | 74 | 2.2 | 268.54 |
| TOP % | 65 | 15 | 9 | 5 | 3 | 1 | 55 |

| | CW | REA | FAT | MARB |
|-----|----|------|-------|------|
| EPD | 27 | 0.81 | 0.028 | 0.21 |

| | | RATIO |
|---------|------|-------|
| Act. BW | 98 | |
| Adj. WW | 786 | 122 |
| Adj. YW | 1360 | 119 |
| ADG | 3.59 | 114 |

26 Wienk Charolais 57th Annual Sale



45 WCR SIR REMIX 5110 P/S

BD: 2/2/25

Reg.: M1018638

Polled

SIRE BY: WCR REMIX 606 ETP

PLEASANT DAWN LANDO 176H

WCR MS LANDO 2429 P

F1325965

WCR MS BIGBEN 2172 P

| | BW | WW | YW | MILK | TM | SC | TSI |
|-------|-----|----|-----|------|----|-----|--------|
| EPD | 0.8 | 68 | 120 | 28 | 62 | 2.2 | 268.36 |
| TOP % | 85 | 35 | 40 | 30 | 25 | 2 | 55 |

| | CW | REA | FAT | MARB |
|-----|----|------|-------|------|
| EPD | 27 | 0.84 | 0.005 | 0.16 |

| | | RATIO |
|---------|------|-------|
| Act. BW | 100 | |
| Adj. WW | 631 | 98 |
| Adj. YW | 1129 | 99 |
| ADG | 3.11 | 99 |



LOT 46



LOT 47

Lots 47-51 are 3/4 Brothers



47

WCR SIR BLACKJACK 5130 P

BD: 2/5/25 Reg.: M1018647 Polled

SIRED BY: ELDER'S BLACKJACK 788B

DC/CRJ TANK E108 P

WCR MS TANK 216 P
F1325659

WCR MS BIG BEN 0233 P

| | BW | WW | YW | MILK | TM | SC | TSI |
|-------|------|----|-----|------|----|-----|--------|
| EPD | -2.0 | 67 | 122 | 23 | 57 | 1.2 | 278.01 |
| TOP % | 35 | 40 | 40 | 65 | 50 | 40 | 35 |

| | CW | REA | FAT | MARB |
|-----|----|------|-------|------|
| EPD | 31 | 0.63 | 0.009 | 0.15 |

| | Act. BW | Ratio |
|---------|---------|-------|
| Act. BW | 84 | |
| Adj. WW | 653 | 102 |
| Adj. YW | 1186 | 104 |
| ADG | 3.33 | 106 |



48

WCR SIR BLACKJACK 5151 P

BD: 2/9/25 Reg.: M1018658 Polled

SIRED BY: ELDER'S BLACKJACK 788B

DC/CRJ TANK E108 P

WCR MS TANK 1172 P
F1314760

WCR MS PRINCE 1206 P

| | BW | WW | YW | MILK | TM | SC | TSI |
|-------|------|----|-----|------|----|-----|--------|
| EPD | -2.2 | 60 | 108 | 31 | 61 | 1.0 | 289.48 |
| TOP % | 35 | 65 | 70 | 20 | 30 | 70 | 15 |

| | CW | REA | FAT | MARB |
|-----|----|------|-------|------|
| EPD | 33 | 0.74 | 0.011 | 0.26 |

| | Act. BW | Ratio |
|---------|---------|-------|
| Act. BW | 88 | |
| Adj. WW | 620 | 97 |
| Adj. YW | 1084 | 95 |
| ADG | 2.90 | 92 |

#3 Marbling EPD on the sale.



BLACKJACK 788B SONS



LOT 49

49 **WCR SIR BLACKJACK 5153 P**
 BD: 2/10/25 Reg.: M1018704 Polled
Sired by: ELDER'S BLACKJACK 788B

| DC/CRJ TANK E108 P | | | | | | | | RATIO | |
|---------------------------------|-----|------|-------|------|----|-----|--------|---------|----------|
| WCR MS TANK 2257 P | | | | | | | | Act. BW | 100 |
| F1325233 WCR MS WRANGLER 4176 P | | | | | | | | Adj. WW | 673 105 |
| | BW | WW | YW | MILK | TM | SC | TSI | Adj. YW | 1215 106 |
| EPD | 0.5 | 70 | 122 | 26 | 61 | 1.4 | 284.82 | ADG | 3.39 108 |
| TOP % | 80 | 30 | 35 | 45 | 35 | 20 | 25 | | |
| | CW | REA | FAT | MARB | | | | | |
| EPD | 37 | 0.69 | 0.010 | 0.17 | | | | | |

50 **WCR SIR BLACKJACK 566 P**
 BD: 1/24/25 Reg.: M1018517 Polled
Sired by: ELDER'S BLACKJACK 788B

| DC/CRJ TANK E108 P | | | | | | | | RATIO | |
|----------------------------------|------|------|-------|------|----|-----|--------|---------|---------|
| WCR MS TANK 3141 P | | | | | | | | Act. BW | 86 |
| F1344112 WCR MS KINGSBURY 0356 P | | | | | | | | Adj. WW | 637 99 |
| | BW | WW | YW | MILK | TM | SC | TSI | Adj. YW | 1135 99 |
| EPD | -1.0 | 68 | 125 | 27 | 61 | 1.5 | 286.36 | ADG | 3.11 99 |
| TOP % | 55 | 35 | 30 | 35 | 30 | 20 | 20 | | |
| | CW | REA | FAT | MARB | | | | | |
| EPD | 36 | 0.58 | 0.010 | 0.17 | | | | | |

51 **WCR SIR BLACKJACK 5256 P**
 BD: 2/28/25 Reg.: M1018745 Polled
Sired by: ELDER'S BLACKJACK 788B

| DC/CRJ TANK E108 P | | | | | | | | RATIO | |
|-----------------------------------|------|------|-------|------|----|-----|--------|---------|----------|
| WCR MS TANK 9238 P | | | | | | | | Act. BW | 96 |
| F1278274 WCR MS BOTTOMS UP 7217 P | | | | | | | | Adj. WW | 663 103 |
| | BW | WW | YW | MILK | TM | SC | TSI | Adj. YW | 1226 107 |
| EPD | -0.3 | 65 | 119 | 25 | 58 | 1.5 | 276.21 | ADG | 3.52 112 |
| TOP % | 70 | 45 | 45 | 50 | 45 | 20 | 35 | | |
| | CW | REA | FAT | MARB | | | | | |
| EPD | 30 | 0.56 | 0.007 | 0.23 | | | | | |



LOT 51

BLACKJACK 788B SONS



LOT 52

 **52** **WCR SIR BLACKJACK 5127 P** PA-F
 BD: 2/4/25 Reg.: M1018646 Polled
Sired by: ELDER'S BLACKJACK 788B

| WC PLATINUM 8558 P | | | | | | | | RATIO | |
|--------------------|------|--|--|--|--|--|--|-------|--|
| Act. BW | 90 | | | | | | | | |
| Adj. WW | 633 | | | | | | | 99 | |
| Adj. YW | 1233 | | | | | | | 108 | |
| ADG | 3.75 | | | | | | | 119 | |

| WCR MS PLATINUM 2250 P | | | | | | | | RATIO | |
|------------------------|------|--|--|--|--|--|--|-------|--|
| Act. BW | 90 | | | | | | | | |
| Adj. WW | 633 | | | | | | | 99 | |
| Adj. YW | 1233 | | | | | | | 108 | |
| ADG | 3.75 | | | | | | | 119 | |

| WCR MS COUNTY LINE 9533 ET P | | | | | | | | RATIO | |
|------------------------------|------|--|--|--|--|--|--|-------|--|
| Act. BW | 90 | | | | | | | | |
| Adj. WW | 633 | | | | | | | 99 | |
| Adj. YW | 1233 | | | | | | | 108 | |
| ADG | 3.75 | | | | | | | 119 | |

| BW | WW | YW | MILK | TM | SC | TSI | | | |
|-------|-----|----|------|----|----|-----|--------|--|--|
| EPD | 0.0 | 64 | 113 | 24 | 56 | 1.2 | 263.52 | | |
| TOP % | 75 | 50 | 55 | 55 | 55 | 40 | 65 | | |

| CW | REA | FAT | MARB | | |
|-----|-----|------|-------|------|--|
| EPD | 25 | 0.53 | 0.020 | 0.17 | |

 **53** **WCR SIR BLACKJACK 5154 P**
 BD: 2/10/25 Reg.: M1018705 Polled
Sired by: ELDER'S BLACKJACK 788B

| PLEASANT DAWN LANDO 176H | | | | | | | | RATIO | |
|--------------------------|------|--|--|--|--|--|--|-------|--|
| Act. BW | 106 | | | | | | | | |
| Adj. WW | 513 | | | | | | | 80 | |
| Adj. YW | 1203 | | | | | | | 105 | |
| ADG | 4.31 | | | | | | | 137 | |

| WCR MS LANDO 2109 P | | | | | | | | RATIO | |
|---------------------|------|--|--|--|--|--|--|-------|--|
| Act. BW | 106 | | | | | | | | |
| Adj. WW | 513 | | | | | | | 80 | |
| Adj. YW | 1203 | | | | | | | 105 | |
| ADG | 4.31 | | | | | | | 137 | |

| WCR MS PRINCE 915 P | | | | | | | | RATIO | |
|---------------------|------|--|--|--|--|--|--|-------|--|
| Act. BW | 106 | | | | | | | | |
| Adj. WW | 513 | | | | | | | 80 | |
| Adj. YW | 1203 | | | | | | | 105 | |
| ADG | 4.31 | | | | | | | 137 | |

| BW | WW | YW | MILK | TM | SC | TSI | | | |
|-------|-----|----|------|----|----|-----|--------|--|--|
| EPD | 3.1 | 60 | 119 | 21 | 51 | 1.3 | 279.00 | | |
| TOP % | 100 | 65 | 45 | 75 | 75 | 30 | 30 | | |

| CW | REA | FAT | MARB | | |
|-----|-----|------|-------|------|--|
| EPD | 35 | 0.75 | 0.010 | 0.21 | |

#2 ADG on the sale.

 **54** **WCR SIR BLACKJACK 5283 P**
 BD: 3/2/25 Reg.: M1019061 Polled
Sired by: ELDER'S BLACKJACK 788B

| WCR SIR DUKE 7340 P | | | | | | | | RATIO | |
|---------------------|------|--|--|--|--|--|--|-------|--|
| Act. BW | 110 | | | | | | | | |
| Adj. WW | 630 | | | | | | | 98 | |
| Adj. YW | 1225 | | | | | | | 107 | |
| ADG | 3.72 | | | | | | | 118 | |

| WCR MS DUKE 7223 P | | | | | | | | RATIO | |
|--------------------|------|--|--|--|--|--|--|-------|--|
| Act. BW | 110 | | | | | | | | |
| Adj. WW | 630 | | | | | | | 98 | |
| Adj. YW | 1225 | | | | | | | 107 | |
| ADG | 3.72 | | | | | | | 118 | |

| WCR MS FIREWATER 5502 ET P | | | | | | | | RATIO | |
|----------------------------|------|--|--|--|--|--|--|-------|--|
| Act. BW | 110 | | | | | | | | |
| Adj. WW | 630 | | | | | | | 98 | |
| Adj. YW | 1225 | | | | | | | 107 | |
| ADG | 3.72 | | | | | | | 118 | |

| BW | WW | YW | MILK | TM | SC | TSI | | | |
|-------|-----|----|------|----|----|-----|--------|--|--|
| EPD | 2.5 | 74 | 129 | 21 | 58 | 1.9 | 278.99 | | |
| TOP % | 100 | 20 | 25 | 70 | 45 | 3 | 30 | | |

| CW | REA | FAT | MARB | | |
|-----|-----|------|-------|------|--|
| EPD | 36 | 0.82 | 0.032 | 0.23 | |

 **55** **WCR SIR BLACKJACK 5421 P**
 BD: 3/21/25 Reg.: M1019126 Polled
Sired by: ELDER'S BLACKJACK 788B

| WCR KINGSBURY 116 P | | | | | | | | RATIO | |
|---------------------|------|--|--|--|--|--|--|-------|--|
| Act. BW | 100 | | | | | | | | |
| Adj. WW | 692 | | | | | | | 108 | |
| Adj. YW | 1166 | | | | | | | 102 | |
| ADG | 2.96 | | | | | | | 94 | |

| WCR MS KINGSBURY 741 P | | | | | | | | RATIO | |
|------------------------|------|--|--|--|--|--|--|-------|--|
| Act. BW | 100 | | | | | | | | |
| Adj. WW | 692 | | | | | | | 108 | |
| Adj. YW | 1166 | | | | | | | 102 | |
| ADG | 2.96 | | | | | | | 94 | |

| WCR MS FIREWATER 5193 P | | | | | | | | RATIO | |
|-------------------------|------|--|--|--|--|--|--|-------|--|
| Act. BW | 100 | | | | | | | | |
| Adj. WW | 692 | | | | | | | 108 | |
| Adj. YW | 1166 | | | | | | | 102 | |
| ADG | 2.96 | | | | | | | 94 | |

| BW | WW | YW | MILK | TM | SC | TSI | | | |
|-------|-----|----|------|----|----|-----|--------|--|--|
| EPD | 0.9 | 68 | 112 | 29 | 63 | 1.4 | 262.61 | | |
| TOP % | 90 | 35 | 60 | 25 | 25 | 30 | 65 | | |

| CW | REA | FAT | MARB | | |
|-----|-----|------|-------|------|--|
| EPD | 28 | 0.67 | 0.025 | 0.12 | |

BLACKJACK 298 SONS



LOT 56



56

WCR SIR BLACKJACK 5419 P PA-F

BD: 3/20/25

Reg.: M1019133

Polled

SIRE BY: WCR SIR BLACKJACK 298 P

WCR SIR PRIME CUT 637 ET P

WCR MS PRIME CUT 0248 P
F1293794

WCR MS AMERICAN 7147 P

| | BW | WW | YW | MILK | TM | SC | TSI |
|-------|-----|----|-----|------|----|-----|--------|
| EPD | 0.7 | 83 | 128 | 30 | 71 | 1.6 | 273.11 |
| TOP % | 85 | 5 | 25 | 25 | 5 | 15 | 45 |

| | CW | REA | FAT | MARB |
|-----|----|------|-------|------|
| EPD | 32 | 0.66 | 0.014 | 0.19 |

#3 ADJ. Weaning Weight on the sale.

| | | RATIO |
|---------|------|-------|
| Act. BW | 104 | |
| Adj. WW | 799 | 125 |
| Adj. YW | 1263 | 110 |
| ADG | 2.90 | 92 |



WCR Sir Blackjack 298 P

Sire of Lot 56





LOT 57



WCR IMPULSE 5310 P PA-F

BD: 3/5/25 Reg.: M1019070 Homo Polled

SIRED BY: LT DYNAMIC 1975 PLD

PZC BOTTOMS UP 5011 ET

WCR MS BOTTOMS UP 9351
F1278461

WCR MS THUNDER 642 P

| | | RATIO |
|---------|------|-------|
| Act. BW | 88 | |
| Adj. WW | 736 | 115 |
| Adj. YW | 1309 | 114 |
| ADG | 3.58 | 114 |

| | BW | WW | YW | MILK | TM | SC | TSI |
|-------|------|----|-----|------|----|-----|--------|
| EPD | -1.7 | 78 | 133 | 28 | 67 | 1.6 | 284.08 |
| TOP % | 40 | 10 | 20 | 30 | 15 | 10 | 25 |

| | CW | REA | FAT | MARB |
|-----|----|------|-------|------|
| EPD | 31 | 1.00 | 0.012 | 0.27 |



LT Dynamic 1975 PLD

Sire of Lots 57-65

#2 Marbling EPD on the sale.
Homozygous polled son of LT Dynamic, our favorite bull from Lindskov's 2023 bull sale. 9 sons will make the sale and they are deep, excellent numbered, and will push performance forward.

DYNAMIC 1975 SONS



LOT 58



58

WCR VELOCITY 5131 P

PA-F

BD: 2/5/25

Reg.: M1018648

Homo Polled

SIRED BY: LT DYNAMIC 1975 PLD

DC/CRJ TANK E108 P

WCR MS TANK 207 P
F1325654

WCR MS BIG BEN 040 P

| | BW | WW | YW | MILK | TM | SC | TSI |
|-------|-----|----|-----|------|----|-----|--------|
| EPD | 0.5 | 86 | 158 | 23 | 66 | 1.7 | 291.46 |
| TOP % | 80 | 3 | 2 | 60 | 15 | 10 | 15 |

| | CW | REA | FAT | MARB |
|-----|----|------|-------|------|
| EPD | 39 | 0.91 | 0.004 | 0.23 |

#4 ADJ. Weaning Weight on the sale.

#3 Weaning Weight EPD on the sale.

#1 ADJ Yearling Weight on the sale.

#2 Yearling Weight EPD on the sale.

| | Act. BW | Ratio |
|---------|---------|-------|
| Act. BW | 104 | |
| Adj. WW | 790 | 123 |
| Adj. YW | 1416 | 124 |
| ADG | 3.91 | 124 |



59

WCR SIR DYNAMIC 5319 P

BD: 3/6/25

Reg.: M1019074

Polled

SIRED BY: LT DYNAMIC 1975 PLD

SCR SIR STAMPEDE 5131

SCR MISS STAMPEDE 7707P
F1270639

SCR MISS ALLSTATE 5551P

| | BW | WW | YW | MILK | TM | SC | TSI |
|-------|------|----|-----|------|----|-----|--------|
| EPD | -2.1 | 74 | 137 | 27 | 64 | 2.1 | 296.16 |
| TOP % | 35 | 20 | 15 | 35 | 20 | 2 | 9 |

| | CW | REA | FAT | MARB |
|-----|----|------|--------|------|
| EPD | 37 | 1.08 | -0.002 | 0.19 |

#2 REA EPD on the sale.


| | Act. BW | Ratio |
|---------|---------|-------|
| Act. BW | 90 | |
| Adj. WW | 679 | 106 |
| Adj. YW | 1252 | 109 |
| ADG | 3.58 | 114 |

This sale will be broadcast live on the internet.

DVAuction
Broadcasting Real-Time Auctions
Real time bidding & proxy bidding available.

Videos of all the bulls will be posted mid-April on our website and DVAuction.com

Lots 60-61 are 3/4 Brothers


 **60** **WCR SIR DYNAMIC 5136 P**
 BD: 2/6/25 Reg.: M1018650 Polled
SIRED BY: LT DYNAMIC 1975 PLD

ELDER'S BLACKJACK 788B
 WCR MS BLACKJACK 2559 ET P
 EF1328170 WCR MS BIG BEN 172 P

| | BW | WW | YW | MILK | TM | SC | TSI |
|-------|------|----|-----|------|----|-----|--------|
| EPD | -0.2 | 69 | 130 | 28 | 62 | 1.9 | 270.29 |
| TOP % | 70 | 30 | 25 | 35 | 25 | 5 | 50 |

| | CW | REA | FAT | MARB |
|-----|----|------|-------|------|
| EPD | 29 | 0.72 | 0.021 | 0.18 |

| | Act. BW | RATIO |
|---------|---------|-------|
| Act. BW | 94 | |
| Adj. WW | 688 | 107 |
| Adj. YW | 1115 | 97 |
| ADG | 2.67 | 85 |


 **61** **WCR SIR DYNAMIC 5194 P**
 BD: 2/17/25 Reg.: M1012852 Polled
SIRED BY: LT DYNAMIC 1975 PLD

ELDER'S BLACKJACK 788B
 WCR MS BLACKJACK 160 P
 F1314701 WCR MS KINGSBURY 9145 P

| | BW | WW | YW | MILK | TM | SC | TSI |
|-------|------|----|-----|------|----|-----|--------|
| EPD | -2.4 | 69 | 123 | 27 | 61 | 1.8 | 274.46 |
| TOP % | 30 | 35 | 35 | 35 | 30 | 7 | 40 |

| | CW | REA | FAT | MARB |
|-----|----|------|-------|------|
| EPD | 28 | 0.74 | 0.004 | 0.18 |

| | Act. BW | RATIO |
|---------|---------|-------|
| Act. BW | 80 | |
| Adj. WW | 669 | 104 |
| Adj. YW | 1090 | 95 |
| ADG | 2.63 | 84 |


 **62** **WCR SIR DYNAMIC 5138 P**
 BD: 2/6/25 Reg.: M1018652 Polled
SIRED BY: LT DYNAMIC 1975 PLD

WC PLATINUM 8558 P
 WCR MS PLATINUM 237 P
 F1325672 WCR MS PRINCE 0246 P

| | BW | WW | YW | MILK | TM | SC | TSI |
|-------|-----|----|-----|------|----|-----|--------|
| EPD | 0.8 | 80 | 140 | 31 | 71 | 1.4 | 278.58 |
| TOP % | 85 | 8 | 9 | 15 | 5 | 20 | 30 |

| | CW | REA | FAT | MARB |
|-----|----|------|--------|------|
| EPD | 30 | 0.96 | -0.002 | 0.23 |

| | Act. BW | RATIO |
|---------|---------|-------|
| Act. BW | 98 | |
| Adj. WW | 735 | 115 |
| Adj. YW | 1191 | 104 |
| ADG | 2.85 | 91 |

 **63** **WCR SIR DYNAMIC 5328 TW P**
 BD: 3/7/25 Reg.: M1019087 Polled
SIRED BY: LT DYNAMIC 1975 PLD


WCR SIR PRIME CUT 637 ET P
 WCR MS PRIME CUT 9335 P
 F1278215 WCR MS PRINCE 4328 P

| | BW | WW | YW | MILK | TM | SC | TSI |
|-------|------|----|-----|------|----|-----|--------|
| EPD | -0.4 | 65 | 123 | 31 | 63 | 1.7 | 274.51 |
| TOP % | 65 | 50 | 35 | 20 | 25 | 10 | 40 |

| | CW | REA | FAT | MARB |
|-----|----|------|-------|------|
| EPD | 31 | 0.84 | 0.016 | 0.17 |

| | Act. BW | RATIO |
|---------|---------|-------|
| Act. BW | 80 | |
| Adj. WW | 562 | TW |
| Adj. YW | 1140 | TW |
| ADG | 3.61 | TW |

Lots 64-65 are 3/4 Brothers


 **64** **WCR SIR DYNAMIC 5399 P**
 BD: 3/16/25 Reg.: M1019090 Polled
SIRED BY: LT DYNAMIC 1975 PLD

WCR REMIX 606 ETP
 WCR MS REMIX 1316 P
 F1314911 WCR MS KINGSBURY 7263 P

| | BW | WW | YW | MILK | TM | SC | TSI |
|-------|------|----|-----|------|----|-----|--------|
| EPD | -0.6 | 79 | 144 | 26 | 65 | 2.4 | 274.07 |
| TOP % | 65 | 8 | 6 | 45 | 20 | 1 | 40 |

| | CW | REA | FAT | MARB |
|-----|----|------|-------|------|
| EPD | 33 | 0.79 | 0.017 | 0.20 |

| | Act. BW | RATIO |
|---------|---------|-------|
| Act. BW | 98 | |
| Adj. WW | 670 | 104 |
| Adj. YW | 1200 | 105 |
| ADG | 3.31 | 105 |

 **65** **WCR SIR DYANMIC 5187 P**
 BD: 2/16/25 Reg.: M1018717 Polled
SIRED BY: LT DYNAMIC 1975 PLD

WCR SIR REMIX 8131 P
 WCR MS REMIX 1348 P
 F1314944 WCR MS POLLED PRINCE 818 P

| | BW | WW | YW | MILK | TM | SC | TSI |
|-------|------|----|-----|------|----|-----|--------|
| EPD | -1.5 | 68 | 129 | 29 | 63 | 2.1 | 274.76 |
| TOP % | 45 | 40 | 25 | 25 | 25 | 2 | 40 |

| | CW | REA | FAT | MARB |
|-----|----|------|-------|------|
| EPD | 29 | 0.81 | 0.016 | 0.24 |

| | Act. BW | RATIO |
|---------|---------|-------|
| Act. BW | 90 | |
| Adj. WW | 673 | 105 |
| Adj. YW | 1142 | 100 |
| ADG | 2.93 | 93 |

FIREWATER 3509 SONS



LOT 66



66

WCR HIGHMARK 598 P

PA-F

BD: 1/30/25

Reg.: M1012671

Homo Polled

SIRED BY: WCR SIR FIREWATER 3509 ET P

WCR FORTRESS 0516 ET P

WCR MS FORTRESS 2117 P
F1324215

WCR MS REMIX 9250 P

| | BW | WW | YW | MILK | TM | SC | TSI |
|-------|------|----|-----|------|----|-----|--------|
| EPD | -3.0 | 78 | 145 | 38 | 76 | 1.6 | 275.27 |
| TOP % | 20 | 10 | 6 | 3 | 2 | 10 | 40 |

| | CW | REA | FAT | MARB |
|-----|----|------|-------|------|
| EPD | 34 | 0.59 | 0.035 | 0.18 |

| | | RATIO |
|---------|------|-------|
| Act. BW | 82 | |
| Adj. WW | 749 | 117 |
| Adj. YW | 1299 | 113 |
| ADG | 3.44 | 109 |

Highmark is a unique breeding piece: On the top side his sire is a bull we raised and kept for our own use, a Firewater 8600 (maternal brother to TR Ms Impressive 0641) out of one of our best donors. On the bottom side, his dam is a natural born daughter of WCR Ms Remix 9250 P, the mother of WCR Bold Move 168!



WCR Sir Firewater 3509 ET P

Sire of Lots 66-68



LOT 67



WCR SIR FIREWATER 5333 P PA-F

BD: 3/7/25 Reg.: M1019091 Homo Polled

SIRE BY: WCR SIR FIREWATER 3509 ET P

WCR BOLD MOVE 168 P

WCR MS BOLD MOVE 339 P

F1342766

WCR MS BRIMSTONE 1401 P

| | BW | WW | YW | MILK | TM | SC | TSI |
|-------|------|----|-----|------|----|-----|--------|
| EPD | -4.5 | 82 | 140 | 36 | 77 | 1.4 | 269.82 |
| TOP % | 8 | 5 | 9 | 4 | 2 | 30 | 50 |

| | CW | REA | FAT | MARB |
|-----|----|------|-------|------|
| EPD | 30 | 0.71 | 0.040 | 0.13 |

#1 Birth Weight EPD on the sale.

| | Act. BW | Ratio |
|---------|---------|-------|
| Act. BW | 82 | |
| Adj. WW | 757 | 118 |
| Adj. YW | 1341 | 117 |
| ADG | 3.65 | 116 |



WCR SIR FIREWATER 5338 P

BD: 3/8/25 Reg.: M1020757 Polled

SIRE BY: WCR SIR FIREWATER 3509 ET P

WCR COUNTY LINE 3132 P

WCR MS COUNTY LINE 3526 ET P

EF1379260

WDZ KF TWIZZLER 937 P

| | BW | WW | YW | MILK | TM | SC | TSI |
|-------|------|----|-----|------|----|-----|--------|
| EPD | -2.4 | 77 | 132 | 31 | 70 | 1.0 | 255.73 |
| TOP % | 30 | 15 | 20 | 20 | 7 | 70 | 80 |

| | CW | REA | FAT | MARB |
|-----|----|------|-------|------|
| EPD | 29 | 0.53 | 0.049 | 0.10 |

| | Act. BW | Ratio |
|---------|---------|-------|
| Act. BW | 74 | |
| Adj. WW | 661 | 103 |
| Adj. YW | 1226 | 107 |
| ADG | 3.53 | 112 |



PLATINUM 8558 SONS



WCR SIR PLATINUM 516 P

BD: 1/18/25 Reg.: M1018111 Polled

SIRED BY: WC PLATINUM 8558 P

WCR FORTRESS 0516 ET P

WCR MS FORTRESS 3106 P

F1343281

WCR MS COUNTY LINE 9166 P

| | BW | WW | YW | MILK | TM | SC | TSI |
|-------|------|----|-----|------|----|-----|--------|
| EPD | -1.2 | 73 | 127 | 26 | 63 | 1.0 | 265.66 |
| TOP % | 50 | 20 | 30 | 40 | 25 | 60 | 60 |

| | CW | REA | FAT | MARB |
|-----|----|------|-------|------|
| EPD | 26 | 0.52 | 0.007 | 0.11 |

| | | RATIO |
|---------|------|-------|
| Act. BW | 80 | |
| Adj. WW | 634 | 99 |
| Adj. YW | 1213 | 106 |
| ADG | 3.62 | 115 |



WCR SIR PLATINUM 519 P

BD: 1/19/25 Reg.: M1018113 Polled

SIRED BY: WC PLATINUM 8558 P

CEDARLEA HOWITZER 49H

WCR MS HOWITZER 3128 P

F1343822

WCR MS PRINCE 9192 TW P

| | BW | WW | YW | MILK | TM | SC | TSI |
|-------|------|----|-----|------|----|-----|--------|
| EPD | -1.6 | 65 | 115 | 27 | 60 | 1.2 | 260.51 |
| TOP % | 45 | 50 | 55 | 35 | 35 | 40 | 70 |

| | CW | REA | FAT | MARB |
|-----|----|------|-------|------|
| EPD | 21 | 0.66 | 0.009 | 0.14 |

| | | RATIO |
|---------|------|-------|
| Act. BW | 78 | |
| Adj. WW | 599 | 93 |
| Adj. YW | 1207 | 105 |
| ADG | 3.80 | 121 |



WCR SIR PLATINUM 5299 P

BD: 3/3/25 Reg.: M1019065 Polled

SIRED BY: WC PLATINUM 8558 P

WCR TRIUMPH 213 P

WCR MS TRIUMPH 7363 P

F1243833

WCR MS FIREWATER 1179 P

| | BW | WW | YW | MILK | TM | SC | TSI |
|-------|-----|----|-----|------|----|-----|--------|
| EPD | 0.4 | 62 | 111 | 25 | 56 | 1.0 | 245.22 |
| TOP % | 80 | 60 | 60 | 45 | 55 | 60 | 95 |

| | CW | REA | FAT | MARB |
|-----|----|------|-------|------|
| EPD | 16 | 0.55 | 0.005 | 0.12 |

| | | RATIO |
|---------|------|-------|
| Act. BW | 106 | |
| Adj. WW | 599 | 93 |
| Adj. YW | 1119 | 98 |
| ADG | 3.25 | 103 |



WCR SIR PLATINUM 5320 P

BD: 3/6/25 Reg.: M1019075 Polled

SIRED BY: WC PLATINUM 8558 P

WCR COUNTY LINE 3132 P

WCR MS COUNTY LINE 047 P

F1294181

WCR MS BOTTOMS UP 8160 P

| | BW | WW | YW | MILK | TM | SC | TSI |
|-------|------|----|----|------|----|-----|--------|
| EPD | -1.6 | 61 | 99 | 25 | 56 | 0.6 | 238.55 |
| TOP % | 45 | 60 | 85 | 45 | 55 | 90 | 100 |

| | CW | REA | FAT | MARB |
|-----|----|------|-------|------|
| EPD | 12 | 0.35 | 0.025 | 0.13 |

| | | RATIO |
|---------|------|-------|
| Act. BW | 94 | |
| Adj. WW | 570 | 89 |
| Adj. YW | 1144 | 100 |
| ADG | 3.59 | 114 |

WC Platinum 8558 P

Sire of Lots 69-72





LOT 73



WCR SIR JAIPUR 5429 P

BD: 3/23/25 Reg.: M1019130 Polled

SIRED BY: DC/BHD JAIPUR J41 P

WCR REMIX 606 ETP

WCR MS REMIX 8276 P
F1263814

WCR MS DUKE 168 P

| | BW | WW | YW | MILK | TM | SC | TSI |
|-------|------|----|-----|------|----|-----|--------|
| EPD | -1.0 | 66 | 124 | 31 | 65 | 1.6 | 275.75 |
| TOP % | 55 | 40 | 35 | 15 | 20 | 15 | 40 |

| | CW | REA | FAT | MARB |
|-----|----|------|-------|------|
| EPD | 31 | 0.67 | 0.012 | 0.21 |

| | | RATIO |
|---------|------|-------|
| Act. BW | 96 | |
| Adj. WW | 675 | 105 |
| Adj. YW | 1265 | 110 |
| ADG | 3.69 | 117 |



WCR SIR JAIPUR 5428 P

BD: 3/23/25 Reg.: M1019129 Polled

SIRED BY: DC/BHD JAIPUR J41 P

WC BIG BEN 9036 P

WCR MS BIG BEN 9264 P
F1278441

WCR MS THUNDER 6109 P

| | BW | WW | YW | MILK | TM | SC | TSI |
|-------|------|----|-----|------|----|-----|--------|
| EPD | -1.9 | 58 | 109 | 27 | 56 | 1.4 | 274.45 |
| TOP % | 40 | 75 | 65 | 35 | 55 | 30 | 40 |

| | CW | REA | FAT | MARB |
|-----|----|------|--------|------|
| EPD | 25 | 0.78 | -0.014 | 0.17 |

| | | RATIO |
|---------|------|-------|
| Act. BW | 94 | |
| Adj. WW | 594 | 93 |
| Adj. YW | 1148 | 100 |
| ADG | 3.46 | 110 |

Lots 75 & 76 are 3/4 Brothers



WCR SIR JAIPUR 5259 P

BD: 2/28/25 Reg.: M1018747 Polled

SIRED BY: DC/BHD JAIPUR J41 P

WCR KINGSBURY 116 P

WCR MS KINGSBURY 0356 P
F1294531

WCR MS IMPRESSIVE 699 P

| | BW | WW | YW | MILK | TM | SC | TSI |
|-------|-----|----|-----|------|----|-----|--------|
| EPD | 0.6 | 63 | 115 | 25 | 57 | 1.0 | 266.96 |
| TOP % | 85 | 55 | 55 | 45 | 50 | 60 | 55 |

| | CW | REA | FAT | MARB |
|-----|----|------|--------|------|
| EPD | 28 | 0.50 | -0.010 | 0.13 |

| | | RATIO |
|---------|------|-------|
| Act. BW | 98 | |
| Adj. WW | 628 | 98 |
| Adj. YW | 1167 | 102 |
| ADG | 3.37 | 107 |



WCR SIR JAIPUR 5243 P

BD: 2/26/25 Reg.: M1018739 Polled

SIRED BY: DC/BHD JAIPUR J41 P

WCR KINGSBURY 116 P

WCR MS KINGSBURY 0137 P
F1294543

WCR MS PRINCE 7261 P

| | BW | WW | YW | MILK | TM | SC | TSI |
|-------|-----|----|-----|------|----|-----|--------|
| EPD | 2.5 | 70 | 127 | 29 | 64 | 1.1 | 257.47 |
| TOP % | 100 | 30 | 30 | 25 | 20 | 60 | 75 |

| | CW | REA | FAT | MARB |
|-----|----|------|--------|------|
| EPD | 26 | 0.61 | -0.005 | 0.16 |

| | | RATIO |
|---------|------|-------|
| Act. BW | 110 | |
| Adj. WW | 694 | 108 |
| Adj. YW | 1224 | 107 |
| ADG | 3.31 | 105 |

JAIPUR J41 SONS



LOT 77

 **77** **WCR SIR JAIPUR 582 P** PA-C
 BD: 1/26/25 Reg.: M1019188 Polled
SIRED BY: DC/BHD JAIPUR J41 P

| WC PLATINUM 8558 P | | | | | | | | RATIO | |
|--------------------|------|--|--|--|--|--|--|-------|--|
| Act. BW | 90 | | | | | | | | |
| Adj. WW | 804 | | | | | | | 125 | |
| Adj. YW | 1263 | | | | | | | 110 | |
| ADG | 2.87 | | | | | | | 91 | |

| WCR MS PLATINUM 3217 | | | | | | | |
|---------------------------------------|------|----|-----|------|----|-----|--------|
| F1344083 WCR MS COUNTY LINE 8544 ET P | | | | | | | |
| | BW | WW | YW | MILK | TM | SC | TSI |
| EPD | -0.2 | 85 | 136 | 30 | 72 | 0.6 | 263.98 |
| TOP % | 70 | 4 | 15 | 25 | 4 | 90 | 65 |

| | CW | REA | FAT | MARB |
|-----|----|------|--------|------|
| EPD | 27 | 0.73 | -0.005 | 0.13 |

#2 ADJ. Weaning Weight on the sale.
 #4 Weaning Weight EPD on the sale.

 **79** **WCR SIR JAIPUR 5255 P**
 BD: 2/27/25 Reg.: M1018744 Polled
SIRED BY: DC/BHD JAIPUR J41 P

| WCR COUNTY LINE 3132 P | | | | | | | | RATIO | |
|------------------------|------|--|--|--|--|--|--|-------|--|
| Act. BW | 92 | | | | | | | | |
| Adj. WW | 686 | | | | | | | 107 | |
| Adj. YW | 1177 | | | | | | | 103 | |
| ADG | 3.07 | | | | | | | 98 | |

| WCR MS COUNTY LINE 8300 P | | | | | | | |
|-------------------------------|------|----|-----|------|----|-----|--------|
| F1263916 WCR MS PRINCE 3247 P | | | | | | | |
| | BW | WW | YW | MILK | TM | SC | TSI |
| EPD | -1.0 | 70 | 118 | 27 | 62 | 0.8 | 262.05 |
| TOP % | 55 | 30 | 45 | 35 | 25 | 85 | 65 |

| | CW | REA | FAT | MARB |
|-----|----|------|-------|------|
| EPD | 24 | 0.61 | 0.001 | 0.17 |

 **78** **WCR SIR JAIPUR 542 P**
 BD: 1/22/25 Reg.: M1018119 Polled
SIRED BY: DC/BHD JAIPUR J41 P

| WR-WCR POLLED PRINCE S602 | | | | | | | | RATIO | |
|---------------------------|------|--|--|--|--|--|--|-------|--|
| Act. BW | 78 | | | | | | | | |
| Adj. WW | 680 | | | | | | | 106 | |
| Adj. YW | 1222 | | | | | | | 107 | |
| ADG | 3.39 | | | | | | | 108 | |

| WCR MS POLLED PRINCE 3297 P | | | | | | | |
|------------------------------------|------|----|-----|------|----|-----|--------|
| F1344377 WCR MS COUNTY LINE 7159 P | | | | | | | |
| | BW | WW | YW | MILK | TM | SC | TSI |
| EPD | -3.2 | 64 | 115 | 34 | 66 | 1.0 | 278.01 |
| TOP % | 20 | 50 | 55 | 8 | 15 | 60 | 35 |

| | CW | REA | FAT | MARB |
|-----|----|------|-------|------|
| EPD | 28 | 0.71 | 0.000 | 0.21 |

 **80** **WCR SIR JAIPUR 5417 P**
 BD: 3/20/25 Reg.: M1019128 Polled
SIRED BY: DC/BHD JAIPUR J41 P

| TR MR FIREWATER 8600U | | | | | | | | RATIO | |
|-----------------------|------|--|--|--|--|--|--|-------|--|
| Act. BW | 98 | | | | | | | | |
| Adj. WW | 690 | | | | | | | 108 | |
| Adj. YW | 1208 | | | | | | | 105 | |
| ADG | 3.24 | | | | | | | 103 | |

| WCR MS FIREWATER 2353 P | | | | | | | |
|--------------------------------|-----|----|-----|------|----|-----|--------|
| F1325977 WCR MS BIG BEN 6248 P | | | | | | | |
| | BW | WW | YW | MILK | TM | SC | TSI |
| EPD | 1.2 | 67 | 127 | 27 | 60 | 1.3 | 271.04 |
| TOP % | 90 | 40 | 25 | 40 | 35 | 40 | 45 |

| | CW | REA | FAT | MARB |
|-----|----|------|--------|------|
| EPD | 28 | 0.82 | -0.014 | 0.20 |



LOT 81

Lots 82-83 are 3/4 Brothers



81

WCR SIR MENTOR 5395 P

BD: 3/15/25 Reg.: M1019085 Polled

SIRE: PLEASANT DAWN MENTOR 516J

WC PLATINUM 8558 P

WCR MS PLATINUM 2157 P
F1325795

WCR MS THUNDER 7181 P

| | BW | WW | YW | MILK | TM | SC | TSI |
|-------|-----|----|-----|------|----|-----|--------|
| EPD | 2.8 | 65 | 110 | 31 | 63 | 0.9 | 257.60 |
| TOP % | 100 | 45 | 65 | 20 | 25 | 70 | 75 |

| | CW | REA | FAT | MARB |
|-----|----|------|-------|------|
| EPD | 25 | 0.74 | 0.001 | 0.08 |

| | Act. BW | Ratio |
|---------|---------|-------|
| Act. BW | 108 | |
| Adj. WW | 644 | 100 |
| Adj. YW | 1244 | 109 |
| ADG | 3.75 | 119 |



82

WCR SIR MENTOR 561 P

BD: 1/23/25 Reg.: M1018127 Polled

SIRE: PLEASANT DAWN MENTOR 516J

SCHURRTOP HUSKER 9894 P

WCR MS HUSKER 354 P
F1342776

WCR MS BLACKJACK 1217 P

| | BW | WW | YW | MILK | TM | SC | TSI |
|-------|------|----|-----|------|----|-----|--------|
| EPD | -4.1 | 72 | 128 | 28 | 64 | 1.4 | 297.74 |
| TOP % | 10 | 20 | 25 | 30 | 20 | 30 | 8 |

| | CW | REA | FAT | MARB |
|-----|----|------|-------|------|
| EPD | 37 | 1.11 | 0.006 | 0.13 |

| | Act. BW | Ratio |
|---------|---------|-------|
| Act. BW | 64 | |
| Adj. WW | 717 | 112 |
| Adj. YW | 1083 | 95 |
| ADG | 2.29 | 73 |

#3 Birth Weight EPD on the sale.

#1 REA EPD on the sale.

#4 TSI on the sale.



83

WCR SIR MENTOR 575 P

BD: 1/25/25 Reg.: M1018521 Polled

SIRE: PLEASANT DAWN MENTOR 516J

SCHURRTOP HUSKER 9894 P

WCR MS HUSKER 374 P
F1343234

WCR MS BLACKJACK 1165 P

| | BW | WW | YW | MILK | TM | SC | TSI |
|-------|------|----|-----|------|----|-----|--------|
| EPD | -0.7 | 62 | 110 | 29 | 60 | 1.2 | 276.25 |
| TOP % | 60 | 55 | 65 | 25 | 35 | 50 | 35 |

| | CW | REA | FAT | MARB |
|-----|----|------|-------|-------|
| EPD | 31 | 1.03 | 0.010 | -0.02 |

| | Act. BW | Ratio |
|---------|---------|-------|
| Act. BW | 82 | |
| Adj. WW | 616 | 96 |
| Adj. YW | 1219 | 106 |
| ADG | 3.77 | 120 |

#3 REA EPD on the sale.



84

WCR SIR MENTOR 5412 P

BD: 3/19/25 Reg.: M1019137 Polled

SIRE: PLEASANT DAWN MENTOR 516J

WCR REMIX 606 ETP

WCR MS REMIX 1179 P
F1314765

WCR MS BIG BEN 7111 P

| | BW | WW | YW | MILK | TM | SC | TSI |
|-------|------|----|-----|------|----|-----|--------|
| EPD | -1.7 | 60 | 110 | 27 | 57 | 2.2 | 273.40 |
| TOP % | 40 | 65 | 65 | 35 | 50 | 2 | 40 |

| | CW | REA | FAT | MARB |
|-----|----|------|-------|------|
| EPD | 27 | 0.83 | 0.011 | 0.15 |

| | Act. BW | Ratio |
|---------|---------|-------|
| Act. BW | 96 | |
| Adj. WW | 608 | 95 |
| Adj. YW | 1272 | 111 |
| ADG | 4.15 | 132 |

HUSKER 9894 SONS



LOT 85



LOT 87



WCR SIR HUSKER 5218 P

BD: 2/22/25 Reg.: M1018730 Polled

SIRED BY: SCHURRTOP HUSKER 9894 P

ELDER'S BLACKJACK 788B

WCR MS BLACKJACK 1165 P
F1314755

WCR MS PRINCE 6359 P

| | BW | WW | YW | MILK | TM | SC | TSI |
|-------|-----|----|-----|------|----|-----|--------|
| EPD | 3.1 | 78 | 127 | 25 | 64 | 0.7 | 260.92 |
| TOP % | 100 | 10 | 30 | 50 | 20 | 85 | 70 |

| | CW | REA | FAT | MARB |
|-----|----|------|-------|------|
| EPD | 27 | 0.93 | 0.009 | 0.05 |

| | Act. BW | Ratio |
|---------|---------|-------|
| Act. BW | 108 | |
| Adj. WW | 760 | 118 |
| Adj. YW | 1288 | 112 |
| ADG | 3.30 | 105 |



WCR SIR HUSKER 5199 P/S

BD: 2/18/25 Reg.: M1018721 Scurs

SIRED BY: SCHURRTOP HUSKER 9894 P

GBR BRIMSTONE 59G

WCR MS BRIMSTONE 1401 P
F1314840

WCR MS PRINCE 9126 P

| | BW | WW | YW | MILK | TM | SC | TSI |
|-------|-----|----|-----|------|----|-----|--------|
| EPD | 0.3 | 75 | 118 | 23 | 61 | 0.4 | 257.08 |
| TOP % | 80 | 15 | 45 | 65 | 35 | 100 | 75 |

| | CW | REA | FAT | MARB |
|-----|----|------|--------|------|
| EPD | 22 | 0.90 | -0.001 | 0.05 |

| | Act. BW | Ratio |
|---------|---------|-------|
| Act. BW | 106 | |
| Adj. WW | 730 | 114 |
| Adj. YW | 1344 | 117 |
| ADG | 3.84 | 122 |



WCR SIR HUSKER 5274 P

BD: 3/1/25 Reg.: M1018966 Polled

SIRED BY: SCHURRTOP HUSKER 9894 P

WCR COUNTY LINE 3132 P

WCR MS COUNTY LINE 8544 ET P
EF1263822

WCR MS PRINCE 2131 P

| | BW | WW | YW | MILK | TM | SC | TSI |
|-------|-----|----|-----|------|----|-----|--------|
| EPD | 0.8 | 79 | 123 | 19 | 58 | 0.2 | 263.63 |
| TOP % | 85 | 9 | 35 | 85 | 45 | 100 | 65 |

| | CW | REA | FAT | MARB |
|-----|----|------|-------|------|
| EPD | 27 | 0.99 | 0.011 | 0.06 |

| | Act. BW | Ratio |
|---------|---------|-------|
| Act. BW | 98 | |
| Adj. WW | 667 | 104 |
| Adj. YW | 1112 | 97 |
| ADG | 2.78 | 88 |



WCR SIR HUSKER 5116 P/S

BD: 2/3/25 Reg.: M1018642 Scurs

SIRED BY: SCHURRTOP HUSKER 9894 P

WC PLATINUM 8558 P

WCR MS PLATINUM 2199 P
F1325822

WCR MS POLLED PRINCE 899 P

| | BW | WW | YW | MILK | TM | SC | TSI |
|-------|------|----|-----|------|----|-----|--------|
| EPD | -0.5 | 74 | 129 | 19 | 56 | 0.5 | 274.39 |
| TOP % | 65 | 20 | 25 | 85 | 55 | 95 | 40 |

| | CW | REA | FAT | MARB |
|-----|----|------|-------|------|
| EPD | 31 | 0.99 | 0.009 | 0.06 |

| | Act. BW | Ratio |
|---------|---------|-------|
| Act. BW | 84 | |
| Adj. WW | 640 | 100 |
| Adj. YW | 1298 | 113 |
| ADG | 4.11 | 131 |



LOT 89

Lots 89 & 90
are Twins

Lot 91 is a
3/4 Brother



90

WCR SIR POLO 5217 TW P

BD: 2/22/25 Reg.: M1018729 Polled

SIRE BY: TR C&S POLO 344 P

DC/CRJ TANK E108 P

WCR MS TANK 007 P
F1294262

WCR MS REMIX 8276 P

| | BW | WW | YW | MILK | TM | SC | TSI |
|-------|-----|----|-----|------|----|-----|--------|
| EPD | 0.5 | 78 | 141 | 31 | 70 | 1.1 | 298.73 |
| TOP % | 80 | 9 | 8 | 20 | 7 | 60 | 7 |

| | CW | REA | FAT | MARB |
|-----|----|------|--------|------|
| EPD | 43 | 1.01 | -0.002 | 0.16 |

#4 REA EPD on the sale.

#2 TSI on the sale.

| | | RATIO |
|---------|------|-------|
| Act. BW | 78 | |
| Adj. WW | 665 | TW |
| Adj. YW | 1071 | TW |
| ADG | 2.54 | TW |



89

WCR SIR POLO 5216 TW P

BD: 2/22/25 Reg.: M1018728 Polled

SIRE BY: TR C&S POLO 344 P

DC/CRJ TANK E108 P

WCR MS TANK 007 P
F1294262

WCR MS REMIX 8276 P

| | BW | WW | YW | MILK | TM | SC | TSI |
|-------|-----|----|-----|------|----|-----|--------|
| EPD | 1.4 | 78 | 142 | 31 | 70 | 1.1 | 297.06 |
| TOP % | 95 | 9 | 8 | 20 | 7 | 60 | 9 |

| | CW | REA | FAT | MARB |
|-----|----|------|--------|------|
| EPD | 43 | 1.01 | -0.002 | 0.16 |

#4 REA EPD on the sale.

| | | RATIO |
|---------|------|-------|
| Act. BW | 82 | |
| Adj. WW | 638 | TW |
| Adj. YW | 1099 | TW |
| ADG | 2.88 | TW |



91

WCR SIR POLO 5211 P

BD: 2/20/25 Reg.: M1018727 Polled

SIRE BY: TR C&S POLO 344 P

DC/CRJ TANK E108 P

WCR MS TANK 0127 P
F1294269

WCR MS BIG BEN 8120 P

| | BW | WW | YW | MILK | TM | SC | TSI |
|-------|-----|----|-----|------|----|-----|--------|
| EPD | 0.6 | 67 | 127 | 24 | 58 | 0.9 | 278.68 |
| TOP % | 85 | 40 | 25 | 55 | 45 | 70 | 30 |

| | CW | REA | FAT | MARB |
|-----|----|------|--------|------|
| EPD | 32 | 0.76 | -0.008 | 0.14 |

| | | RATIO |
|---------|------|-------|
| Act. BW | 100 | |
| Adj. WW | 646 | 101 |
| Adj. YW | 1166 | 102 |
| ADG | 3.25 | 103 |

POLO 344 & POLLED PRINCE S602 SONS

Lots 93 & 95 are 3/4 Brothers



92

WCR SIR POLO 5227 P

BD: 2/24/25 Reg.: M1018735 Polled

SIRE BY: TR C&S POLO 344 P

WC BIG BEN 9036 P

WCR MS BIG BEN 0128 P

F1295548

WCR MS TRIUMPH 8272 P

| | BW | WW | YW | MILK | TM | SC | TSI |
|-------|------|----|-----|------|----|-----|--------|
| EPD | -0.2 | 67 | 120 | 20 | 53 | 1.2 | 259.36 |
| TOP % | 70 | 40 | 45 | 80 | 70 | 40 | 75 |

| | CW | REA | FAT | MARB |
|-----|----|------|-------|------|
| EPD | 22 | 0.73 | 0.008 | 0.16 |

| | Act. BW | Ratio |
|---------|---------|-------|
| Act. BW | 94 | |
| Adj. WW | 658 | 103 |
| Adj. YW | 1178 | 103 |
| ADG | 3.25 | 103 |



93

WCR SIR POLO 5258 P

BD: 2/28/25 Reg.: M1018746 Polled

SIRE BY: TR C&S POLO 344 P

WCR REMIX 606 ETP

WCR MS REMIX 027 P

F1294107

WCR MS BIG BEN 8237 P

| | BW | WW | YW | MILK | TM | SC | TSI |
|-------|-----|----|-----|------|----|-----|--------|
| EPD | 0.0 | 67 | 120 | 24 | 58 | 1.5 | 261.42 |
| TOP % | 75 | 40 | 45 | 55 | 45 | 15 | 70 |

| | CW | REA | FAT | MARB |
|-----|----|------|-------|------|
| EPD | 22 | 0.75 | 0.007 | 0.16 |

| | Act. BW | Ratio |
|---------|---------|-------|
| Act. BW | 96 | |
| Adj. WW | 645 | 101 |
| Adj. YW | 1127 | 98 |
| ADG | 3.01 | 96 |



94

WCR SIR POLO 5264 P

BD: 2/28/25 Reg.: M1018750 Polled

SIRE BY: TR C&S POLO 344 P

ELDER'S BLACKJACK 788B

WCR MS BLACKJACK 0294 P

F1294213

WCR MS BIGBEN 501 P

| | BW | WW | YW | MILK | TM | SC | TSI |
|-------|-----|----|-----|------|----|-----|--------|
| EPD | 0.8 | 74 | 126 | 21 | 58 | 1.0 | 266.11 |
| TOP % | 85 | 20 | 30 | 75 | 45 | 60 | 60 |

| | CW | REA | FAT | MARB |
|-----|----|------|-------|------|
| EPD | 25 | 0.76 | 0.009 | 0.20 |

| | Act. BW | Ratio |
|---------|---------|-------|
| Act. BW | 94 | |
| Adj. WW | 665 | 104 |
| Adj. YW | 1203 | 105 |
| ADG | 3.36 | 107 |



95

WCR SIR POLO 5271 P

BD: 3/1/25 Reg.: M1018755 Polled

SIRE BY: TR C&S POLO 344 P

WCR SIR REMIX 8131 P

WCR MS REMIX 0289 P

F1300803

WCR MS COUNTYLINE 5153 P

| | BW | WW | YW | MILK | TM | SC | TSI |
|-------|-----|----|-----|------|----|-----|--------|
| EPD | 2.3 | 75 | 122 | 21 | 58 | 0.9 | 247.69 |
| TOP % | 100 | 15 | 40 | 75 | 45 | 75 | 90 |

| | CW | REA | FAT | MARB |
|-----|----|------|-------|------|
| EPD | 19 | 0.78 | 0.004 | 0.12 |

| | Act. BW | Ratio |
|---------|---------|-------|
| Act. BW | 110 | |
| Adj. WW | 751 | 117 |
| Adj. YW | 1193 | 104 |
| ADG | 2.76 | 88 |



96

WCR SIR POLO 5334 P/S

BD: 3/7/25 Reg.: M1019092 Polled

SIRE BY: TR C&S POLO 344 P

PZC BOTTOMS UP 5011 ET

WCR MS BOTTOMS UP 761

F1243604

WCR MS KINGSBURY 5143 P

| | BW | WW | YW | MILK | TM | SC | TSI |
|-------|------|----|-----|------|----|-----|--------|
| EPD | -0.6 | 59 | 109 | 26 | 55 | 0.6 | 265.62 |
| TOP % | 65 | 70 | 65 | 45 | 60 | 95 | 60 |

| | CW | REA | FAT | MARB |
|-----|----|------|-------|------|
| EPD | 23 | 0.82 | 0.008 | 0.16 |

| | Act. BW | Ratio |
|---------|---------|-------|
| Act. BW | 92 | |
| Adj. WW | 623 | 97 |
| Adj. YW | 1145 | 100 |
| ADG | 3.26 | 104 |



97

WCR SIR POLLED PRINCE 5197 P

BD: 2/18/25 Reg.: M1018720 Polled

SIRE BY: WR-WCR POLLED PRINCE S602

ELDER'S BLACKJACK 788B

WCR MS BLACKJACK 181 P

F1314710

WCR MS BOTTOMS UP 9124 P

| | BW | WW | YW | MILK | TM | SC | TSI |
|-------|------|----|-----|------|----|-----|--------|
| EPD | -1.2 | 72 | 123 | 31 | 67 | 1.1 | 268.99 |
| TOP % | 50 | 25 | 35 | 15 | 15 | 50 | 50 |

| | CW | REA | FAT | MARB |
|-----|----|------|-------|------|
| EPD | 28 | 0.76 | 0.020 | 0.19 |

| | Act. BW | Ratio |
|---------|---------|-------|
| Act. BW | 94 | |
| Adj. WW | 673 | 105 |
| Adj. YW | 1171 | 102 |
| ADG | 3.11 | 99 |





LOT 98



LT Badge 9184 PLD

Sire of Lot 98



WCR SIR BADGE 5508 ET P

BD: 3/7/25

Reg.: EM1022374

Polled

SIRED BY: LT BADGE 9184 PLD

| VPI FREE LUNCH 708T | | | | | | | | RATIO | |
|-------------------------------|------|------|-------|------|----|-----|--------|---------|---------|
| FINK MISS 6317 9635 FL | | | | | | | | Act. BW | 110 |
| EF1239599 | | | | | | | | Adj. WW | 567 ET |
| FINK MISS 9635 5651 GM | | | | | | | | Adj. YW | 1282 ET |
| | BW | WW | YW | MILK | TM | SC | TSI | ADG | 4.47 ET |
| EPD | -1.9 | 64 | 119 | 20 | 51 | 1.5 | 263.00 | | |
| TOP % | 40 | 50 | 45 | 80 | 75 | 15 | 65 | | |
| | CW | REA | FAT | MARB | | | | | |
| EPD | 23 | 0.47 | 0.022 | 0.25 | | | | | |

#1 ADG on the sale.

#4 Marbling EPD on the sale.



WCR SIR JEFFERSON 5507 ET P

BD: 3/4/25

Reg.: EM1022268

Polled

SIRED BY: JMAR JEFFERSON 8M11

| ACE-ORR LOCK N LOAD 243 | | | | | | | | RATIO | |
|---------------------------|------|------|-------|------|----|-----|--------|---------|---------|
| EC LOCKLYN 865 PLD | | | | | | | | Act. BW | 96 |
| F1262106 | | | | | | | | Adj. WW | 570 ET |
| EC DESTINY 138 PLD | | | | | | | | Adj. YW | 1207 ET |
| | BW | WW | YW | MILK | TM | SC | TSI | ADG | 3.98 ET |
| EPD | -1.6 | 69 | 124 | 16 | 51 | 1.0 | 292.00 | | |
| TOP % | 45 | 30 | 35 | 95 | 51 | 60 | 15 | | |
| | CW | REA | FAT | MARB | | | | | |
| EPD | 35 | 0.77 | 0.013 | 0.30 | | | | | |

#1 Marbling EPD on the sale.



WCR SIR HISTORIC 5505 ET P

BD: 2/24/25

Reg.: EM1022269

Polled

SIRED BY: SVY HISTORIC 241K

| SCHURRTOP V351 E423 P | | | | | | | | RATIO | |
|---------------------------|------|------|-------|------|----|-----|--------|---------|---------|
| JMAR MS DOUBT 3E27 | | | | | | | | Act. BW | 110 |
| EF1259935 | | | | | | | | Adj. WW | 682 ET |
| DCR MS DOUBT Z208 | | | | | | | | Adj. YW | 1191 ET |
| | BW | WW | YW | MILK | TM | SC | TSI | ADG | 3.18 ET |
| EPD | -2.3 | 76 | 138 | 21 | 59 | 1.4 | 293.45 | | |
| TOP % | 35 | 15 | 15 | 70 | 40 | 30 | 15 | | |
| | CW | REA | FAT | MARB | | | | | |
| EPD | 35 | 1.11 | 0.039 | 0.25 | | | | | |

#1 REA EPD on the sale.

#4 Marbling EPD on the sale.

Birth Weight EPD (BW)
The expected difference in average birth weight (pounds) of progeny. Birth weight reflects prenatal growth.

Yearling Weight EPD (YW)
The expected difference in average yearling weight of progeny. The evaluation reflects genetic influence on both pre-weaning and post-weaning growth rate.

Total Maternal EPD (TM)
A value to predict the weaning weight performance of calves from a animal's daughters due to genetics for growth and maternal ability. Total Maternal is calculated by adding 1/2 the WWT EPD to the Maternal Milk EPD.

Scrotal Circumference EPD (SC)
The expected difference in scrotal circumference (expressed in centimeters) of a bull's or dam's male offspring at yearling compared to progeny of all other animals evaluated. Research has also indicated a relationship between increased SC EPD and decreased age at puberty for daughters.

Top %
Percentile Rank for each given trait compared against the breed with 50% being breed average and Top 10%, for example, being elite and in the Top 10% of all registered animals for that trait.

Weaning Weight EPD (WW)
The expected difference in average weaning weight of calves. The evaluation reflects the genetic influence on pre-weaning growth rate.

Maternal Milk EPD (Milk)
The genetic ability of a sire's or dam's daughters to express in pounds of weaning weight in her calves due to her maternal ability through mothering instinct and milk.

Terminal Sire Index (TSI)
The AICA Terminal Sire Index (TSI) is a formal method of combining Expected Progeny Differences (EPD) – BWT, WWT, YWT, REA, HCW, MARB and FAT – into one single value on which to base selection decisions. The TSI uses estimates of the genetic relationships between traits with an economic default value based on three year rolling USDA data. The TSI represents a dollar index per terminal progeny produced for a bull in the AICA database, ranking them for profit potential. This dollar index is to be interpreted much like single trait EPD. For example, if Sire A's index is \$191.66 and Sire B's index is \$200.00, then we would expect Sire B's offspring to average \$8.34 more net return (\$200.00 minus \$191.66) than Sire A's offspring.



WCR LIBERATOR 392 P

BD: 2/1/23

Reg.: M987678

Polled

Sired by: WCR FORTRESS 0516 ET P

PVF RIDGE 7142

WCR MS RIDGE 1534 ET P
EF1313308

WCR MS FIREWATER 1242 P

| | BW | WW | YW | MILK | TM | SC | TSI |
|-------|------|----|-----|------|----|-----|--------|
| EPD | -1.8 | 72 | 151 | 28 | 64 | 1.5 | 298.70 |
| TOP % | 40 | 20 | 2 | 30 | 15 | 8 | 1 |

| | | RATIO |
|---------|------|-------|
| Act. BW | 82 | |
| Adj. WW | 714 | 103 |
| Adj. YW | 1320 | 115 |
| ADG | 3.79 | 134 |

| | CW | REA | FAT | MARB |
|-----|----|------|-------|------|
| EPD | 38 | 0.63 | 0.012 | 0.21 |

Act BW Actual birth weight.
Adj. WW Weaning Weight adjusted to a common endpoint of 205 days for comparison.
Adj. YW Yearling Weight adjusted to a common endpoint of 365 days for comparison.
ADG Average Day Gain from weaning day to February 8th, when yearling weights were taken, using actual weights divided by the number of days in that period, (roughly 160 days.)
Ratio The ratio or index provided for WW, YW, ADG, and REA for comparison with 100 being the average of the contemporary group, 110 = 10% above average, 90 = 10% below average, etc. All the bulls are recorded in the same contemporary group. Embryo Transfer bulls and Twins do not have a provided Ratio.

Carcass Weight EPD (CW)
Expected progeny differences for Carcass Weight is a predictor of pounds of retail product at a constant age endpoint. Selection for increased values should result in heavier carcasses, while selection for decreased values should result in lighter carcass weights at the same age endpoint. Carcass Weight EPD are expressed in pounds and is a predictor of the differences in hot carcass weight between parents progeny at an age constant endpoint.

Ribeye Area EPD (REA)
Ribeye area is measured from a cross-sectional area of the longissimus dorsi muscle at the 12th rib. Ribeye area is a major component of the USDA yield grade equation and selection for increased ribeye area should result in larger ribeyes and lower yield grades between animals with the same carcass weight. Ribeye area has a positive relationship with weight, the larger the animal the larger the ribeye area. Ribeye Area EPD are expressed in square inches and is a predictor of differences in ribeye area between parents progeny at a constant age endpoint.

Fat Thickness EPD (FAT)
Fat thickness is measured at the 12th rib and is the primary component to the USDA Yield Grade equation. Fat thickness has a negative relationship to cutability; therefore, selection based on decreased fat thickness should result in lower yield grades and leaner cattle given the same age endpoint. Fat Thickness EPD are expressed in inches and are a predictor of differences in fat thickness between parent's progeny at an age constant endpoint.

Marbling Score (MARB)
Marbling is a subjective measure of the amount of intramuscular fat in the ribeye muscle. Marbling score is the primary component of USDA Quality grade and selection for increased Marbling Score EPD should result in cattle with higher quality grades at the same age endpoints. Marbling score has a small genetic correlation with fat, therefore producers may select for increased marbling score EPD while not changing external fat thickness when cattle are harvested at the same age-constant endpoint. Marbling EPD is a prediction of the differences in the USDA subjective marbling score between parent's progeny at an age constant endpoint. Marbling is expressed in the same units as the USDA Marbling Score.

WIENK CHAROLAIS RANCH

2026 TOP PERFORMERS

| Birth Weight EPD | | |
|------------------|--------|------|
| Rank | Lot | EPD |
| 1 | 67 | -4.5 |
| 2 | 36 | -4.4 |
| 3 | 82 | -4.1 |
| 4 | 6 | -3.7 |
| 5 | 19 | -3.6 |
| 6 | 31, 39 | -3.5 |
| 7 | 23 | -3.4 |
| 8 | 28, 72 | -3.2 |

| Adj. Wean Weight | | |
|------------------|-----|------|
| Rank | Lot | lbs. |
| 1 | 44 | 809 |
| 2 | 77 | 804 |
| 3 | 56 | 799 |
| 4 | 58 | 790 |
| 5 | 46 | 786 |
| 6 | 25 | 766 |
| 7 | 12 | 763 |
| 8 | 12 | 760 |

| Weaning Weight EPD | | |
|--------------------|------------|-----|
| Rank | Lot | EPD |
| 1 | 21, 24 | 89 |
| 2 | 18 | 88 |
| 3 | 23, 25, 58 | 86 |
| 4 | 12, 77 | 85 |
| 5 | 44 | 84 |
| 6 | 40, 56 | 83 |
| 7 | 67 | 82 |
| 8 | 5 | 81 |

| ADG | | |
|------|-------|------|
| Rank | Lot | lbs. |
| 1 | 98 | 4.47 |
| 2 | 8, 53 | 4.31 |
| 3 | 2 | 4.27 |
| 4 | 34 | 4.25 |
| 5 | 84 | 4.15 |
| 6 | 42 | 4.14 |
| 7 | 88 | 4.11 |
| 8 | 17 | 4.08 |

| Adj. Yearling Weight | | |
|----------------------|-----|------|
| Rank | Lot | lbs. |
| 1 | 58 | 1416 |
| 2 | 25 | 1392 |
| 3 | 2 | 1383 |
| 4 | 8 | 1364 |
| 5 | 46 | 1360 |
| 6 | 86 | 1344 |
| 7 | 67 | 1341 |
| 8 | 1 | 1318 |

| Yearling Weight EPD | | |
|---------------------|------------|-----|
| Rank | Lot | EPD |
| 1 | 25 | 159 |
| 2 | 58 | 158 |
| 3 | 24 | 147 |
| 4 | 12 | 146 |
| 5 | 66 | 145 |
| 6 | 3, 64 | 144 |
| 7 | 2, 18 | 143 |
| 8 | 10, 40, 89 | 142 |

| REA EPD | | |
|---------|-----------|--------|
| Rank | Lot | Inches |
| 1 | 82, 100 | 1.11 |
| 2 | 59 | 1.08 |
| 3 | 83 | 1.03 |
| 4 | 4, 89, 90 | 1.01 |
| 5 | 57 | 1.00 |
| 6 | 87, 88 | 0.99 |
| 7 | 62 | 0.96 |
| 8 | 85 | 0.93 |

| Marbling EPD | | |
|--------------|-------------|------|
| Rank | Lot | % |
| 1 | 99 | 0.30 |
| 2 | 57 | 0.27 |
| 3 | 43, 48 | 0.26 |
| 4 | 44, 98, 100 | 0.25 |
| 5 | 65 | 0.24 |
| 6 | 41, 51 | 0.23 |
| 7 | 54, 58, 62 | 0.23 |
| 8 | 9 | 0.22 |

| Terminal Sire Index | | |
|---------------------|-----|----------|
| Rank | Lot | EPD |
| 1 | 30 | \$303.96 |
| 2 | 90 | \$298.73 |
| 3 | 31 | \$298.58 |
| 4 | 82 | \$297.74 |
| 5 | 89 | \$297.06 |
| 6 | 37 | \$296.20 |
| 7 | 59 | \$296.16 |
| 8 | 34 | \$294.40 |

EPDS AS OF MARCH 1, 2026 WITHOUT 100K GENOMIC ENHANCEMENT



20585 441st Ave • Lake Preston, SD 57249



Excellence. Integrity. Tradition. Since 1958.